


PERIODIC MONITORING REPORT

2016 Humanitarian Response Plan - oPt

Covering 1 January to 30 June 2016

Funding: Required vs. Received (million \$US) as of 30 June

 **571** million (\$US)
Total Required

161 million (\$US)
Total Received
HPF/ERF: 0.5 million (\$US)

28% million (\$US)
Total Funded
Unmet: **400** million (\$US)

Contents

Overview	3
Changes in context.....	5
Humanitarian context and needs.....	5
Strategic Objectives: Achievements to date	7
Funding analysis	14
Cluster achievements.....	18
Protection.....	18
Food Security	23
Shelter NFIs.....	27
Health and Nutrition.....	31
Water, Hygiene and Sanitation.....	33
Education.....	36
Coordination and Support Services	40
Roles and Responsibilities	44

Key achievements towards Strategic Objectives

- 1.4 million people have received food assistance and 7,000 herder families received livelihood support.
- 160 communities in the West Bank have received regular protective presence. This was a particularly important intervention in the context of closures and increased Israeli Security Forces (ISF) activity in Hebron.
- 7,376 school children (29% girls) and 638 teachers in vulnerable communities in the West Bank provided with protective presence accompaniment around schools and checkpoints.
- 73% of the targeted beneficiaries in Area C of the West Bank provided with access to quality and affordable essential health care.
- Considerable micronutrient supplements provided to children in the Gaza Strip and improved lifesaving neonatal and postnatal services to pregnant women and neonates in the West Bank and in the Gaza Strip.
- 83% households in the West Bank whose homes are subject to demolitions or damage have received immediate shelter/NFIs assistance.
- 54% of targeted people provided with access to drinking water; 15% for the Gaza Strip and 85% for the West Bank.
- 307,092 girls and boys directly affected by occupation or conflict-related violence, including grave violations against children, provided with child protection interventions and psychosocial support.
- 259,294 girls and boys provided with improved access to protective inclusive, child friendly quality education.

Challenges

- Humanitarian access and operational space remains constrained, in the Gaza Strip, Area C of the West Bank and East Jerusalem.
- The internal Palestinian divide continues to exacerbate the humanitarian situation.
- The situation in the Gaza Strip remains critical and alarming. The impact of the 2014 Gaza -Israel hostilities continues two years later, with an estimated 65,000 people still displaced and exposed to additional protection concerns that arise due to crowded and unsafe living conditions.
- The slow progress of the reconstruction process and the chronic lack of energy continues to undermine basic service provision. This is compounded with a constant high rate of unemployment and a limited ability to access and control natural resources. This continues to further erode the already fragile resilience of people living in the Gaza Strip.
- Sharp increase in Palestinian-owned structures destroyed, dismantled or confiscated by the Israeli authorities for lack of building permits in the West Bank, including East Jerusalem.
- Access restrictions for protective presence volunteers in Hebron H2.
- All clusters citing underfunding as a major factor contributing to the low achievement of most of their targets.
- Livelihood support has been strongly constrained by a 95% underfunding. Some indicators in the monitoring framework were found to be obsolete or difficult to measure and were therefore updated as part of the process of producing this Periodic Monitoring Report.
- Lack of funding for FSS SEFsec 2016 means there is no new needs analysis and data on the food security situation in the oPt that provides the backbone analysis for the HNO.

Recommendations

- Efforts by donors and HCT members to maintain humanitarian space to enable humanitarian operations to deliver to the most vulnerable people are most important. The Government of Israel and relevant Palestinian authorities should fulfil their responsibilities to facilitate the work of humanitarian organizations.
- Donors are encouraged to continue funding the HRP in a manner consistent with the priorities outlined in cluster plans, including expanding contributions to the Humanitarian Fund (HF).
- Intensify support for the recovery and reconstruction of Gaza in political and financial terms to help reduce the humanitarian caseload, particularly IDPs.
- The lack of accountability for violations by the ISF in the West Bank in the context of alleged attacks as well as arrest operations and protests may contribute to further cycles of violence and strengthen a culture of impunity.
- Failure to take action on the policies that drive the coercive environment in Area C of the West Bank will only increase the risk of forcible transfer.
- Until an adequate, sustainable energy solution is found, financial and political support is required for transitional energy solutions in the Gaza Strip.
- Ensure that a clear and robust monitoring framework is developed alongside the Humanitarian Response Plan, with clearly assigned monitoring responsibilities and timelines.
- Funding urgently needed for the FSS SEFSec 2016 survey to inform 2017 planning.

CHANGES IN CONTEXT

Humanitarian context and needs 1 January – 30 June 2016

The major drivers of humanitarian vulnerability in the occupied Palestinian territory (oPt) remain unchanged. The situation is characterized by a protracted occupation, now in its 50th year, the systematic denial of Palestinian rights, and continuing conflict, punctuated by frequent outbreaks of violence. There has been no progress on the main political fronts; Israeli-Palestinian negotiations towards a realization of the two-state vision, and the consolidation of the Palestinian Government of National Consensus (GNC), ending the internal divide. Furthermore, there is a pervasive crisis of accountability, with no effective remedy for the vast majority of alleged violations of international law, to ensure justice for the victims and to prevent future violations.

Gaza Strip

In the Gaza Strip, the blockade imposed by Israel in 2007 remains in place, with some relaxations. The revenue from agricultural exports and transfers from the Gaza Strip in the first half of 2016 represented a three-fold increase compared to the equivalent period in 2015. While the monthly average of exit permits issued to Palestinians from the Gaza Strip has remained at the 2015 level, those eligible for such permits still constitute a small minority, primarily patients, businesspeople and staff of international organizations. The approval rate for permit applications for national staff working with international organizations to exit and enter the Gaza Strip has decreased significantly so far in 2016, hampering the ability of humanitarian organizations to provide assistance and protection to Palestinians living in the Strip. Following a short-lived expansion on 3 April, Israel reduced the fishing zone along the southern Gaza Strip coast from nine to six nautical miles on 26 June. The Egyptian-controlled Rafah crossing also remained closed in both directions for most of the reporting period.

Although no displacement has taken place since the ceasefire, the impact of the 2014 Gaza-Israel hostilities continues two years later, with an estimated 65,000 people still displaced. Some 24 per cent of the approximately 18,000 homes destroyed or severely damaged have been reconstructed or repaired, another 27 per cent are under construction and funding is confirmed for repair or reconstruction in 2016 for a further 18 per cent. The growth in the construction sector has resulted in a 21 per cent increase in real GDP between Q1 2015 and Q1 2016, although according to the World Bank, the Gaza economy is not expected to rebound to pre-2014 levels before 2018.

The internal Palestinian divide continues to exacerbate the humanitarian situation. The lack of a resolution to the longstanding salary crisis affects tens of thousands of public employees in the Gaza Strip and impairs the delivery of basic services. The latter have been also undermined by the electricity deficit, which was exacerbated during the reporting period due to recurrent shortages of fuel to run the Gaza Power Plant, as well as disruptions in the electricity supply from Israel and Egypt, further undermining the delivery of services and the already limited economic activity.

West Bank

The wave of violence which erupted in October 2015 continued into 2016 at a reduced level, resulting in sixty-four Palestinians killed by Israeli forces to end-June, the majority in the context of attacks or alleged attacks against Israelis. Concerns remain over possible excessive use of force and extra-judicial executions by Israeli Security Forces (ISF) in their response to such incidents, as well as the lack of sufficient accountability regarding these cases. Following several attacks, Israel increased its restrictions on Palestinian movement throughout the West Bank, including the suspension of over 80,000 permits issued for Palestinians to access occupied East Jerusalem for the Friday prayers of Ramadan, as well as for family visits into Israel.

Significant restrictions on access to services in East Jerusalem, as well as access to livelihoods in areas isolated by the Barrier, continue to be of concern.

There was a sharp increase in Palestinian-owned structures destroyed, dismantled or confiscated by the Israeli authorities for lack of building permits in the West Bank, including East Jerusalem, during the first half of 2016, with February recording the highest monthly figure since OCHA began systematically documenting in 2009. The 628 structures demolished to end-June exceeds the total for all of 2015 (523), as does the number of Palestinians displaced to date, 917 versus 640 in all of 2015. The number of donor-funded, humanitarian assistance structures demolished or confiscated to end June (187) also surpasses the number (107) in all of 2015.

This practice takes place in the context of an unlawful and discriminatory planning regime which makes it almost impossible for Palestinians to obtain the requisite Israeli-issued building permits. Less than 2 per cent

of Palestinian permit applications submitted to the Israeli authorities between 2010 and 2014 were approved. Over the past five years, the Palestinian government has prepared and submitted 67 new outline plans for Palestinian communities in Area C, of which only three have been approved to date. Bedouin and herding communities in Area C remain the most vulnerable and continued facing a high risk of individual and mass forcible transfer due to a coercive environment that creates pressure on residents to leave their communities. Punitive demolitions targeting the family homes of suspected perpetrators of attacks against Israelis also continued during 2016 with 16 homes targeted to end-June, compared to the 25 residential structures demolished or sealed on punitive grounds in all of 2015.

STRATEGIC OBJECTIVES: ACHIEVEMENTS TO DATE

STRATEGIC OBJECTIVE 1

Protect the rights of Palestinians under occupation in accordance with IHL and IHRL

Progress toward Strategic Objective 1

- Ninety per cent of the total number of people who received legal aid from organisations working under the umbrella of the Legal Task Force (LTF) have been temporarily protected from demolitions due to legal proceedings in the Israeli courts. It is critical that parallel efforts are undertaken by political actors to insist Israel, in compliance with international law, amend the planning legislation and processes in order, in particular, to ensure the security of tenure and the full participation of Palestinians. While legal action by humanitarian actors is a priority, alone it will not provide protection for those at risk. The key challenge is one of political advocacy – Israel must be persuaded to refrain from implementing evictions and demolition orders based on discriminatory and illegal planning policies, laws and practices.
- Due to a lack of funding no projects aimed at equipping education staff with appropriate skills for monitoring and reporting of education-related violations have been implemented during the first half of 2016.

Challenges

- Israeli pressure on human rights defenders (including protective presence partners) will impact the ability to contribute to the first strategic objective of the HRP.
- As demolition assistance is strongly interrelated with legal considerations, many

communities have limited or even exhausted all the options to reconstruct shelters safely at the same or nearby locations with different geographical coordinates to avoid imminent demolition.

- Increased funding particularly for protection-related education response is critically needed.
- The indicator on measuring protection risk of most vulnerable communities (Area C) was found too difficult to measure and was therefore removed as part of this year's mid-year monitoring process.

Recommendations

- Human rights defenders including Human Rights organizations in the Gaza Strip, West Bank and Israel are in need support against the increasing restrictions on freedom of expression and attempts by Israel to delegitimize their work. It is crucial that donors continue to demonstrate their support of these organizations in the current environment.
- Seek further funding for projects tackling the risk of displacement and community resilience in Area C.
- Increased funding for protection-related education response is critically needed.

Indicators: Targets vs. Results to date

Indicator	Need	Baseline	Target	Result	Status
# of households subject to demolition and eviction orders in the West Bank including East Jerusalem that are not displaced (during the reporting period) due to legal assistance PROTECTION	100%	95%	100%	90%	On track - 90%
# of education staff equipped with appropriate skills for monitoring and reporting of education-related violations EDUCATION			400 (200 males, 200 females)	0%	No progress
Functional referral system in place that includes multi-sectoral services (health, psychosocial, legal and security) for GBV survivors PROTECTION	GS: Yes WB: Yes	GS: No WB: partial	GS : Yes WB: Yes	GS : Yes WB:NO	Major gaps- 50%
Statements by third states advocating respect for international humanitarian law and international human rights law in the oPt PROTECTION		3	5	2	Major gaps- 40%

STRATEGIC OBJECTIVE 2

Ensure acutely-vulnerable Palestinians under occupation in Gaza and the West Bank have access to essential services

Progress toward Strategic Objective 3

Analysis of achievements, against funding and challenges

- At mid-year, partners are making mixed progress against this objective. The Health and Nutrition cluster has made good progress in service provision of primary health care (PHC) reaching 73% of their targeted beneficiary caseload at mid-year. This includes provision of micronutrient supplements to children in the Gaza Strip and lifesaving neonatal and postnatal services provided to pregnant women and neonates in the West Bank and the Gaza Strip.
- Despite funding challenges and campaigns of harassment and intimidation protective presence actors were able to respond to requests for support from various communities across the West Bank, with a key focus on Hebron's H2 area and the south Hebron Hills.¹ The Shelter cluster has made fair progress under this strategic objective however is facing funding challenges to meaningfully approach the targets in the overall plan.
- The WASH cluster has made some progress against targets set against this strategic

objective in terms of providing 54% of targeted people with safe drinking water. However, in terms of providing hygiene and improved sanitation services including hygiene vouchers, it has only been able to provide 9% of its targeted caseload due to a lack of funding for these activities. Around 70% of WASH projects are not funded.

Challenges

- All clusters noted the lack of funding as a major challenge in achieving its objectives.
- Access restrictions in the Hebron H2 area are impeding protective presence volunteers from providing protection to children and teachers at checkpoints and monitoring of violations against education related activities, leading to the isolation of schools and their staff.
- A long teacher strike earlier in 2016 has halted the delivery of education in government schools in the West Bank.
- In the Gaza Strip, programmes were interrupted by the closure of the NRC office on order from Ministry of Interior. As a result, all planned education related workshops, trainings and meetings were cancelled for three weeks.

- The severe fuel shortage and prolonged electricity cuts continue to affect negatively on the functionality of hospitals and medical equipment. Together with the average shortage of 35% of essential drugs and 41% of medical disposables, has also contributed to increasing the need for referral of patients outside of Gaza.
- Inadequate funding allocation to shelter upgrading and improvement in Area C and East Jerusalem means many communities and households are living in inadequate and unprotected shelters. In light of settlement expansion and more restricted regulations to build in Area C, the need to strengthen resilience through shelter improvement and upgrading is urgent.
- The continuous lack of electricity and fuel have negatively affected the operation of more than 300 water and wastewater facilities in the Gaza Strip. The electricity outages exceeded 18 hours per day, severely disrupting the provision of basic services including health and water throughout the strip.
- The Gaza Reconstruction Mechanism (GRM) and dual use item checking cause significant delay and prevent essential WASH items to enter the Gaza Strip. Specifically the inclusion of 23 items needed for the water and sanitation sector are considered dual-use items list, these items are essential WASH items. Lack of mobile pumps for draining flood prone areas during winter storms has the potential to result in disease outbreaks endangering public health on a large scale.
- The aquifers are over utilized for agricultural, domestic and industrial purposes and are highly polluted (nitrates), saline intrusion (chloride).
- In addition, the impact of lack of funding is critically affecting the implementation of essential WASH projects, both in the West Bank and in the Gaza Strip.
- During the dry season, the most vulnerable communities (with no or limited supplies) face water shortages and are forced to allocate their meagre financial resources to access drinking water. This reduces their resilience and increases the risk of displacement. During Ramadan, Mekorot (the Israeli water supplier) cut water supplies and many West Bank areas were affected by shortages. As a result, many WASH partners changed priorities to partially accommodate the needs of the affected communities.
- The indicator on measuring protection risk of most vulnerable communities (Area C) was found too difficult to measure and was therefore removed as part of this year's mid-year monitoring process.

Recommendations

- Stronger funding support for critical interventions and cluster priorities in the plan.
- Due to the difficult situation in the West Bank, and in Hebron H2 area, in particular there is a critical need for continuous protective presence for students and school staff. In support of this the MoEHE will work to strengthen the implementation of PSS programs.
- There is a need to understand the wider impacts of quality shelter on addressing the vulnerabilities of the population.
- Find more suitable and sustainable solutions to the electricity shortage by exploring other options such as solar panels and additional supply from the existing sources.
- Removal of the 23 WASH items from the list of the dual use so they can enter into the Gaza Strip.

Indicators: Targets vs. Results to date

Indicator	Need	Baseline	Target	Result	Status
Food insecurity level in oPt FSS	n/a	27% 33% (for Female headed households)	Stable or decrease	To be determined with next SEFSec survey	No Progress
% of communities with lack of access to health receive health and nutrition services HNC	100% (132 communities)	100 communities	100% (132 communities)	89	Major gaps-67%Progress
# of vulnerable households living in upgraded/repared housing units in accordance with minimum shelter standards SHELTER NFIS	85,000		11,450	3,896	Major gaps-34%
# of schoolchildren and teachers in vulnerable communities benefiting from protective presence/accompaniment to school EDUCATION	N/A	N/A	4,334 students (50% girls) and 333 teachers	4,100 (1,950 girls, 1,950 boys, 100 female teachers, 100 male teachers)	On track-94%
Increased number of acutely vulnerable Palestinians are ensured access to drinking water WASH	732,000		518,000	Total 279,716 Gaza Strip: 79,277 West Bank: 200,439	Major gaps-54%
Increased number of acutely vulnerable Palestinians are ensured access to improved sanitation services WASH	600,000		358,000	Total 33,503 Gaza Strip: 32,421 West Bank: 1,082	No Progress-9.3%
Number of critical service delivery areas - based on cluster sectors - included in the National Disaster Management Strategy or National Preparedness Plan	6	0	6	In progress	No Progress

STRATEGIC OBJECTIVE 3

Strengthen the ability of acutely-vulnerable Palestinian households to cope with protracted threats and shocks

Progress toward Strategic Objective 3

Analysis of achievements, against funding and challenges

- The food security response strategy is articulated through three components: food assistance, cash transfers, and agriculture and livelihoods support. Currently, only through the food assistance component has the FSS been able to reach its targeted caseload as per its quarterly targets since food assistance is provided on a cyclical basis throughout the year.
 - While the Health and Nutrition cluster has progressed very little against its targets under this strategic objective, there have been notable achievements in terms of activities supporting the resilience and preparedness of communities.
 - Funding challenges have prevented greater achievement against its targets for activities that support upgrading of shelters to protect from harsh weather. However, it is worthy to note that some small further achievements are expected during the second half of the year through the winterization preparedness for IDPs and hardship cases.
 - Structured psychosocial support to children and caregivers is at risk due to underfunding. The problem is particularly acute in the West Bank. Likewise the child protection actors are struggling to meet the needs for individual case management for serious protection concerns – many actors in the Gaza Strip are reliant on funds which have carried-over after the 2014 Gaza war but these funds will be running out soon. In the West Bank there has been very limited humanitarian funding towards this activity which also affects the ability for the cluster to provide critical coordination.
- ## Challenges
- There has been only limited progress towards this strategic objective, due to a lack of funding, particularly for the agricultural and livelihoods sector, which suffers a 95% funding gap. Moreover, this is making it more difficult to strengthen the resilience of vulnerable households. Despite the fact that at a certain point of time the FSS has reached 100% of its targeted caseload with food assistance, it should be noted that food assistance is provided on regular basis, therefore, 100% achievement at any time of the year does not imply that the 2016 goal has been accomplished.
 - Shelter assistance provided is increasingly being dismantled directly after installation or the materials confiscated during the course of assistance delivery. Such circumstances have either forced the people to move outside the community or to refuse aid and remain in severely inadequate shelter to avoid any potential risk.
 - Over 8,500 displaced families have received only partial or delayed temporary support. Lack of predictability and regularity in payments undermines the ability to meet shelter needs.
 - Over 40,000 people will face a third winter in temporary shelter.
 - No progress has been reported for activities supporting the mother and child nutrition programme in the Gaza Strip due to lack of funds.
 - Stoppage in cement and lower entry rate is causing delays and increasing time for construction, lengthening displacement and the erosion of coping mechanisms.
 - The SEFSec is the FSS's main survey tool that informs the oPt's food insecurity profile providing key baseline information on the food security situation as well as informing the needs analysis of the Humanitarian Needs

Overview (HNO), determining the targeted caseload for the Humanitarian Response Plan (HRP) as well as providing key baseline data to inform impact monitoring. There has not been any data collection for the SEFSec survey in 2016 and therefore without new findings there has not been any new data to inform updates for people in need and for indicators under this strategic objective. Given the fact that the FSS SEFSec 2016 has not been funded means that there is no updated figure to compare with for the indicator on resilience of the food insecure population which is based on the Resilience Index because data to inform the index is derived from the SEFSec.

Recommendations

- Strengthen the resilience and preparedness of vulnerable communities to be able to better cope during times of emergencies.
- Food assistance, agriculture and livelihood support and cash-based programmes continue to be needed to address the chronic unemployment situation and food insecure people's fragile livelihoods. Specifically, further input support is needed for low resilience herders, fishers and farmers to safeguard their assets, as well as investment in sustainable livelihoods.
- Interventions in the ARA in the Gaza Strip and in Area C of the West Bank should be funded first.
- Increased advocacy on lifting of restrictions that affect food security, and to highlight issues of access to resources and protection of livelihoods.
- Advocate for a return to higher levels of cement imports and end the collective punishment of vulnerable families.
- Advocate for holistic construction, focusing on community participation, communication and accountability and monitoring of impact.
- Greater investment is needed on child protection interventions relevant to the emergency and protracted emergency context in the West Bank. This will require closer links between humanitarian and longer-term development actors to ensure a sustainable approach.
- Continued liaison between humanitarian and development actors to ensure adequate coverage of education needs.
- Funding urgently needed for the FSS Socio-Economic and Food Security (SEFSec) Survey 2016. Lack of timely funding for the SEFSec survey will lead to a detrimental gap (4 years) in updated data for consistency and comparison with previous years due to the inability to coincide with the workflow of the PCBS.

Indicators: Targets vs. Results to date

Indicator	Result	Target	Result	Target	Status
Food insecurity level in oPt FSS	n/a	27% overall 33% (for Female headed households)	Stable or decrease	To be determined with next SEFSec survey	No Progress
# of displaced families living in appropriate transitional accommodation in line with minimum standards Shelter NFIs	13,000		11,000	In progress	Major gaps
# of vulnerable households protected from severe weather conditions Shelter NFIs	40,000		16,000	8,757	Major gaps-35%
% of households that receive emergency material and cash support following demolition incidents that are not forcibly transferred Shelter NFIs	100%		85%	83%	On track-93%
# of communities with strengthened capacity to respond to emergencies HNC	150	30	70	25	Major gaps-36%
A drop of malnutrition amongst children HNC		1,200 (600 girls, 600 boys)	8,000 (4,000 girls, 4,000 boys)	6,735	On track-84%
Resilience of the food insecure population (based on Resilience Index) FSS		-0.2932*	Stable or improved	NTR	No Progress
Number of updated Inter-Agency Contingency Plans (National and Gaza) and aligned Cluster Contingency Plans updated and aligned with oPt Risk Assessment	8	2	2	In progress	Major gaps-50%
# of children and caregivers receiving structured psychosocial support and child protection services Child Protection through Protection cluster			294,542	Total: 185,576 West Bank: women: 2,686 men: 2,344 girls: 6,195 boys: 7,377 Gaza Strip: women: 26,144 men: 15,112 girls: 63,650 boys: 62,068	Major gaps-63%
No of students and school staff benefiting from PSS services Education			275,165 (118,686 girls, 134,079 boys, 14,579 women, 7,821 men)	36,048 including 34136 children and 1912 adults (14416 female and 21632 male)	No Progress - 13%

FUNDING ANALYSIS

(AS OF 30 JUNE)

Funding to the oPt has not been as strong this year as it has in the past years. Comparing funding received this year with funding received this time last year for the 2015 SRP both in percentage (42% in 2015 vs. 28% in 2016) and in absolute terms (\$300 million in 2015 versus \$161 million in 2016), the 2016 HRP has received less funds. This may be attributed to the fact that some of oPt's traditional funding being diverted to other crises in the region, such as Syria.

Funding has not followed priority activities as determined by the HCT: Funding has not always favoured the most critical activities. Only 16% of the requested funds for top priority projects have been received to date, while "other" projects have 34% funding coverage – even though the requested amount for the "top priority" projects is significantly lower than "other" projects. For instance, the Education cluster has noted that none of its projects funded so far address top priority activities, while the Health and Nutrition (HNC) cluster also noted that funding has not gone towards key interventions such as those aimed at providing access to essential health care services to some 1 million across the oPt. Projects that provide assistance after demolitions of agricultural structures - designated as a top priority remains unfunded in 2016. The lack of

funding for this activity establishes an alarming precedent endangering vulnerable households in Area C.

The complete lack of funding for local and national NGOs under the HRP: To date, around 87% of received funds have gone to UN agencies and the remaining to international NGOs. Almost 90% of the funds contributed to date have gone to UN agencies. INGO and local NGO projects have thus remained considerably underfunded through the second quarter.

The HRP also includes 18 gender targeted projects for a total of US \$6 million: In the past five years, funding and programming for gender targeted interventions constituted a negligible share of the humanitarian funding (only 0.61% of total funding).

Cluster coordination projects: Funding constraints make it harder for clusters, and the ICCG Mechanism, to prioritize needs and efficiently respond and can have a detrimental impact in maintaining trusted relationships and enhancing coordination.

Funding by location: Projects exclusively targeting the West Bank, with needs primarily in

Funding: Required vs. Received (million \$US) as of 30 June



	Funded	Unmet requirements	
Protection	25% \$11.6m		\$46m
Food Security	28% \$90.6m		\$322m
Shelter NFIs	22% \$24.8m		\$112m
WASH	25% \$8.4m		\$30m
Health and Nutrition	28% \$7.5m		\$26m
Education	28% \$5.1m		\$18m
Coordination and Support Services	29% \$4.8m		\$17m

Area C and East Jerusalem, have received \$41 million, whereas projects exclusively focused in the Gaza Strip have received \$95 million. Projects targeting both areas have received \$19 million. This geographical distribution of the funding corresponds to the fact that 69% of the people targeted for humanitarian assistance in the 2016 HRP are in the Gaza Strip.

Analysis of achievements, against funding and challenges

All clusters reported low funding as hampering their achievement towards their strategic objectives, with mid-year funding levels between clusters fairly even in percentage terms ranging from 22% to 28%. The Food Security Sector (FSS) has received most funds for food assistance in absolute terms (\$90.7 million), nevertheless the funding gap especially for agriculture and livelihood support remains high, with \$231.3 million still required to implement food security activities for the rest of the year. In percentage terms the Shelter and NFI Cluster is currently the least funded (22%), having received \$24.8 million, leaving a funding gap of \$87.2 million. As a result, a number of clusters (Education, Health and Nutrition and WASH) made worryingly low progress towards their indicators and are not on track at mid-year. Some funding was also delayed causing some projects to start late, leading for example to gaps in areas such as essential service delivery in areas such as Health, emergency psychosocial responses by Protection cluster partners, assistance to victims of humanitarian shocks in the West Bank and some food security sector programmes. Despite challenges, clusters have made progress against at least some of their most important indicators as of mid-year using core funds or carry-over funds from last year (see cluster narratives in the following sections).

Only 16 per cent of the funds requested for top priority projects have been received. None of the projects funded so far in the Education cluster address top priority activities; likewise, in the Health and Nutrition cluster, no funding has been received for key interventions aimed at providing access to essential health care services to some one million people across the oPt. In the Shelter NFI cluster, the response to demolitions of agricultural structures-designated as a top priority remains unfunded-endangering vulnerable households in Area C.

Recommendations

- **Support for priority projects:** All interventions in the plan are crucial to stabilize or improve conditions for vulnerable Palestinians however, the HCT has identified a number of top priority projects for immediate funding. Yet while many of these top priority projects are targeting humanitarian needs in critically vulnerable areas (such as Area C) these will always struggle to attract bilateral donor funding through the HRP. Stronger efforts will need to be made to demonstrate the need for more targeted and strategic funding to top priority projects.
- **Support for the Humanitarian Fund (HF):** Funding needs to be provided in a timely way and in a manner consistent with cluster priorities. Support to the HPF to empower the HC to support the most underfunded priorities in the HRP and to deal with unforeseen shocks, particularly small-scale emergencies in Gaza is strongly encouraged.
- **Materials for reconstruction need to enter the Gaza Strip at an increased rate:** additional materials and crossing capacity are required to accelerate the recovery and reconstruction effort.
- **Improve prioritization of vulnerable people and particularly IDPs,** in the Gaza humanitarian, recovery and reconstruction effort, by using the results of the IDP Re-registration and Vulnerability Profile Project (VPP) and linking this to funding of underfunded projects under the relevant strategic objective in the HRP.
- In general, **strengthen the evidence base of humanitarian programming,** particularly to support humanitarian actors to identify the most vulnerable groups. Analysis of the findings of the ongoing VPP, IDP Re-registration and Vulnerability Profiling exercise, and other sources will help the humanitarian community to come to a more nuanced understanding of vulnerability to inform the upcoming HNO.
- With regards to **Gaza's energy crisis, until** a way forward for adequate, predictable and sustainable energy provision is achieved, financial and political support for transitional solutions, including a regular fuel supply to the Gaza Power Plant and critical services, needs to be provided.

- **Funding of temporary assistance needs to go hand in hand with political actions towards long-term solutions.** The international community must work effectively towards implementation by the parties of a holistic, coordinated, time-bound process aimed at meeting immediate needs in the Gaza Strip and transitioning reconstruction into long term recovery and development.
- **In the West Bank the MoEHE has started working on a contingency plan in May 2016. The Ministry has established a crisis cell consisting of (MoEHE) senior staff who will take the lead in the development of the contingency plan. By the end of 2016, thanks to funds from UNICEF and ICON, the contingency plan is expected to be drafted with the support of an external expert who will facilitate the process.**

Contingency/Preparedness Plans

Education

- The Gaza Education Sub-cluster contingency plan was updated to be aligned with the overall Inter-Agency Contingency Plan (IACP) and is regularly updated with cluster partners. In the plan the different types of projected emergency scenarios are clearly defined, and most scenarios that have articulated the impact on schools and access to education note that an emergency of a longer duration taking place during an academic year will seriously disrupt education throughout the whole Gaza Strip or will limit it to certain areas. A Standard Operating Procedures (SOP) was jointly developed by the Ministry of Education (MoEHE), UNRWA and the Education cluster to ensure a joint coordinated response for education in emergencies. The cluster also developed a SOPs for communication and coordination for cluster partners to ensure a well-coordinated response and communication during an emergency. In addition, the cluster has formed a Task Force to develop a joint recreational activities framework as a guideline for conducting recreational activities inside Designated Emergency Shelters (DES) during an emergency and in schools during the aftermath of an emergency. So far, up to 40 per cent of the Education sub-cluster pre-positioned stocks were collected and further capacity mapping of partners is planned to be conducted. The cluster, MoEHE & UNRWA key information and communication tree is now active ready to function as when needed.
- In terms of challenges, a non-school shelter solution/ collective center is needed in order to release the burden on the education system and prevent a lack of access to education due to schools being used as a shelter during and after an emergency as well as the ongoing shortage of funding to activate the preparedness plan.

Food Security Sector

- FSS Standard Operating Procedures (SOPs) were developed by FSS team and EPWG members within the FSS to ensure a well-coordinated and the most proper response during emergencies. The purpose of these SOPs is to address basic food needs of people affected by the crisis and to preserve their most vulnerable agricultural livelihood, in particular livestock assets.
- However, the scope of the SOPs is limited to guidelines for the response to food needs in order to provide access to food and cash assistance to 600k IDPs, and basic fodder support to affected farmers.
- During an emergency FSS will be the main coordination body for all phases of the response including pre-crisis preparedness, emergency response and post-crisis recovery.
- WFP and UNRWA are primarily responsible for the food provision in the UNRWA DES, and all interventions inside UNRWA DES should be coordinated with them.
- WFP is primarily responsible for the food provision in the PA DES. Food Assistance Working Group (FAWG) will be activated in order to provide coordinated assistance also outside the DES. All interventions inside PA DES should be coordinated with MoSA, OCHA, and FSS.
- WFP and other FAWG members will provide food assistance for those IDPs hosted by relatives. Families and other informal charities, and all interventions outside DES must be pre-coordinated with MoSD and FSS.
- The coordination structure and key responsibilities of EPWG members is clearly articulated in the SOP for FSS.
- The key responsibilities inside UNRWA DES are clearly articulated between UNRWA and WFP in their SOP.

- The coordination structure and key responsibilities inside PA DES is clearly articulated by MoSD amongst OCHA and FSS.

Health and Nutrition (HNC)

The cluster has updated its contingency plan and the final version will be circulated in September 2016. A follow-up workshop to discuss and agree on the implementation of the plan will be conducted before the end of 2016. The updated HNC contingency plan has been undertaken in line with the Inter-Agency Contingency Plan (IACP) process and in parallel with the Ministry of Health (MoH) capacities and emergency plans. The HNC contingency plan includes the prepositioning of medical supplies, designated emergency focal points and a general guidance on actions related to each crisis scenarios (SOPs). The HNC has a 4Ws web base (Who is doing what, where and when) that is active and serves as a good source of data that will help in monitoring progress on HNC contingency plan implementation.

Protection: In the Gaza Strip the cluster has completed its contingency planning update and SOPs and these are now being finalised with the Ministry of Social Affairs (MoSA). In the West Bank initial discussions are underway.

Shelter and Non Food Items (NFIs)

- The Shelter NFIs cluster regularly updates information on the availability of non-food-items contingency stocks to ensure an adequate and timely response, particularly following demolitions and during the winter season.
- The Shelter cluster has participated in IACP discussions to identify possible scenarios and determine the number of affected people. The Shelter cluster actors in the Gaza Strip have been progressing well in the preparedness and planning in the event of an emergency and in line with the IACP. Moreover, this has been used to review and revise the cluster contingency plan, which will be shared with its partners in Arabic for inputs from key stakeholders.
- UNRWA and the Palestinian Authority (PA) have identified 78 schools to serve as designated emergency shelters (DES). Of these 78 identified DES, UNRWA has almost

completed upgrading of its 50 DES, the PA has upgraded 8 PA out of 28, while INGOs and UN agencies are still the process of upgrading the others.

- SOPs have been developed to strengthen Shelter & NFI cluster's coordination and to improve the performance and effectiveness of humanitarian shelter response during an emergency through the provision of emergency assistance, including emergency shelter and non-food items (NFI) support to displaced populations at DES, informal shelters or host families.
- The Shelter cluster members will coordinate interventions to minimize or avoid duplications in assistance; NFI assistance will be provided according to the needs and shelter minimum standards for both displaced and non-displaced individuals affected by the emergency; and the Shelter and NFI needs of affected people will be determined by the type and scale of the disaster and the extent to which the population is displaced.
- In the West Bank, the Shelter cluster in collaboration with Palestinian Red Crescent Society (PRCS) Disaster Management Unit (DMU) and Palestinian National Team for Risks Reduction are in the process of updating the contingency plan in the coming months. When necessary cluster partners have also worked to develop localized contingency plans for certain communities, for example for Susya, and have prepositioned required shelter items at accessible locations for preparedness in coordination with other actors.

WASH: The contingency plan and emergency preparedness and response has been developed based on the outcome of two workshops in the Gaza Strip and the West Bank with the participation of the main actors in the Water Sector, Government counterparts as well as stakeholders and service providers. The contingency plan aims to provide a common coordination platform during the planning and intervention phases in order to respond in a timely and effective manner in case. The draft plan was shared in June 2016 and the final version will be released in August 2016.

CLUSTER ACHIEVEMENTS

PROTECTION

Progress towards Cluster Targets

The main achievements have been:

- 160 communities in the West Bank received regular protective presence. This was a particularly important intervention in the context of closures and increased Israeli Security Forces (ISF) activity in Hebron.
- 5,871 people (including 2,968 women) received information on their rights and how to access legal services.
- Cluster partners provided 90 field briefings to diplomats raising a range of protection concerns
- 2,564 Gender Based Violence (GBV) survivors (including 107 men) accessed legal services.
- 81 risk assessments have been provided in support of reconstruction efforts coordinated by UNDP
- 197,932 people (including 174,985 children) received ERW risk education.

Changes in Context

Gaza Strip

- There was a build-up of tensions at the beginning of the year, military drills on both sides, and high rate of incursions by Israel into the Gaza Strip that led to the escalation in May. One person was killed and another 5 injured. Both sides de-escalated and the number of incursions into the Gaza Strip has gone down, but the high rate of arrests and shootings continued.
- The use of force by Israel in the so-called access-restricted areas (ARA) continues to be a particular cause for concern, the cluster is recording on average more than 60 shooting incidents on land and more than 30 at sea every month, this is more than double the figures for the last 6 months in 2015.
- There have been 3 people killed and 114

Coordinator Co-Facilitator	Natalie Grove/OHCHR
Government Counterpart	MoSD
 People Targeted	1.5 million
 People Covered	418,577

FUNDING

Requested	Received	Percent Funded
45.9m	11.6m	25%

injured in the context of demonstrations at the border fence. The trend has been a steady decline in the intensity of demonstrations and number of injuries after a peak in October last year.

- As of July the highest number of fishermen arrested and detained in any year has been recorded (more than 90) since records have been kept (2009).
- Freedom of movement continues to be a concern – there has been a significant drop in the approval rate for medical exit permits, reaching its lowest level since October 2009. There has also been a worrisome fivefold increase in the demand by for security interviews before medical exit applications are considered.
- There has been an increase in the number of arrests at Erez of people who have valid permits (including patients, merchants and humanitarian workers).
- Two years on from the last escalation, 65,000 people remain displaced and exposed to additional concerns that arise due to crowded and unsafe living conditions.

West Bank

- There were 71 Palestinians (including 20 children) killed and more than 178 injured

by live ammunition. Fifty-eight were killed during attacks and alleged attacks (including 17 children) while 8 were killed during raids or clashes with the ISF (including 2 children). Concerns remain about the excessive use of force by the ISF in many of these incidents and the need for accountability when violations have taken place.

- The first half of the year also saw 16 punitive home demolitions displacing 80 people, which amount to collective punishment, illegal under International Humanitarian Law (IHL).
- In 2016 there has been a monthly average of 420 children being held in military detention (including a nearly four-fold increase in the monthly average of girls detained this year compared to last). There have been 12 administrative detention orders issued against children. Concerns have been raised about allegations relating to the conditions of child detention including cases of torture or ill-treatment, being asked to sign confessions in Hebrew, a language they don't understand and being interrogated in the absence of a lawyer or family member.
- In East Jerusalem 65 children have been placed under house arrest.
- In Area C, there has been a strengthening of the coercive environment with a significant increase in demolitions and mass demolitions in the first half of the 2016 alongside efforts to obstruct post-demolition assistance. Communities are under mounting pressure to move.

Cluster Performance

- The Protection cluster continues to undertake regular monitoring of the Humanitarian Response Plan (HRP) indicators and ensure exchange of information between partners and between the sub-working groups. In the Gaza Strip, the cluster completed its contingency planning; a process led by UNICEF as chair of the Child Protection Working group. It has also engaged with other clusters and with UNRWA to strengthen the protection mainstreaming in preparedness work. In the West Bank, the cluster has re-established a referral mechanism with a focus on ensuring settler violence cases could be received and referred to relevant partners for psychosocial, legal and protective presence response. The GBV working group commenced a significant mapping and data collection exercise to

better understand the scale, scope and type of need and responses available in the Gaza Strip and the West Bank; the results will be available in the second half of the year.

- The Protection cluster continued to provide a focus on gender mainstreaming, through its focal points in the West Bank and the Gaza Strip and has provided protection mainstreaming support to the Shelter cluster (in the West Bank).
- Advocacy work continues to be a key area of work for the Protection cluster, which engages closely with the Humanitarian Country Team (HCT) Advocacy Working Group (AWG) including leading events and supporting new products. The Settler Violence Core Group (SVCG) also conducted a joint high-level diplomatic field briefing highlighting ongoing and planned settlement expansion across the West Bank and link this has with protection related issues and challenges being faced by Palestinian communities. In addition, members individually undertook 90 separate field briefings to diplomats on a range of protection issues with the aim of enhancing accountability for violations of HRL and IHL.

Challenges

- A general lack of funding for projects and in particular for top priority projects is affecting the implementation rates or the scope of activities partners could undertake.
- The Protection cluster has been particularly reliant on the Humanitarian Fund (HF) to ensure prioritized interventions can take place in 2016.
- Israeli pressure on human rights defenders (including protective presence partners) has at various points affected the performance of the partners in the cluster and if not resolved, will impact the ability to contribute to the first strategic objective of the HRP.
- Greater investment is needed on child protection interventions relevant to the emergency and protracted emergency context in the West Bank. This will require closer links between humanitarian and longer-term development actors to ensure a sustainable approach.
- Mental health and psychosocial interventions need to have a broader approach – there remains a tendency to target children and women, with less focus on responding to

youths, male adults, elderly people, and persons with disabilities.

Actions to be taken

- The lack of accountability for violations by the ISF in the West Bank since October 2015, (in the context of alleged attacks as well as arrest operations and protests) may contribute to further cycles of violence and strengthen a culture of impunity.
- Failure to take action on the policies that drive the coercive environment in Area C, increases the risk of forcible transfer.
- In the Gaza Strip and the West Bank the lack of support for child protection interventions (especially related to individual case management) will mean families with complex problems will not receive the support and referrals they need.
- If the situation of Internally Displaced People (IDPs) in Gaza is not addressed (through housing repairs and reconstructions as well as through rental subsidies there will be a further increase in negative coping strategies at the household level.

Activity	Link with Strategic Objective	Location	Indicator	Need	Baseline	Target	Result	Status
Monitoring and documentation of violations, focused on IHL violations and conflict-related violence including grave violations affecting children and support to CBOs to strengthen their capacity to undertake monitoring and documentation for the purposes of increased accountability	S01	oPt	# of incidents of grave violations against children monitored and documented	N/A	2,170	NA ²	516	N/A
Provision of legal aid (legal counselling and representation) to those seeking accountability for HR/IHL violations including ISF and settler violence, those at risk of demolitions, forced evictions and displacement, those at risk of revocation of residency rights, IDPs in Gaza and those affected by the conflict in Gaza, people affected by access restrictions in Gaza and the West Bank, children arrested and detained and survivors of GBV	S01	GS	# of people affected by recent conflict in Gaza that receive legal counselling in relation to land ownership, civil documentation, women's property and inheritance rights	N/A	1,900 ³	4,600 ⁴	208 Women:35 Men: 173	4.5% - No Progress
	S01	WB	# of people subject to demolition/ eviction orders provided with legal support	N/A	4,000	5,230	4,377	On track-83%
	S01	oPt	# of women and men who receive information on their rights and how to access legal services	N/A	N/A	11,105	5,871 Men: 2903 Women: 2968	Major gaps-53%
	S01	oPt	# of GBV survivors who access legal assistance	N/A	600	1,820	2,564	On track-140%
Advocacy initiatives that aim to enhance accountability for violations of HRL and IHL	S01	oPt	# of field briefings raising protection concerns to diplomats	N/A	NA	200	90	Major gaps- 45%
ERW survey and clearance and ERW risk education in Gaza to determine the extent of ERW contamination and risk (survey), recovery and removal of ERW (clearance) and provide information to mitigate the risks posed by ERW exposure (risk education) including targeted interventions to children.	S01	GS	# risk assessments conducted in civilian areas	N/A	N/A	Respond to 100% of requests for Risk Assessments	79%	On track- 79%
	S01	GS	# of people who receive ERW risk education (including children)	N/A	N/A	266,162	Total:197,932 Women:12,460 Men: 10,487 Girls: 92,080 Boys: 82,905	On track-74%
Protective presence and accompaniment of individuals (including children) in communities exposed to settler violence and ISF presence	S01	WB	# of communities benefiting from regular protective presence	N/A	160	225	189	On track-84%

Psychosocial and child protection response. Child protection activities include age and gender sensitive counselling, family support and child/parent interaction programs, life-skills programs, youth-led protection initiatives and programs aimed at supporting children who have been separated from their caregivers	S01	oPt	# of children benefiting from structured child protection interventions including life skills programs	N/A	N/A	294,542	137,748 males: 68582 females: 69166	Major gaps-47%
	S01	oPt	# of children benefiting from individual case management	N/A	N/A	12,550	1,542 males: 863 females: 679	No Progress-12%
	S01	oPt	# of adults who receive structured psychosocial support	N/A	N/A	31,322	46,286 Women: 28,830 Men: 17,456	On track-147%
	S01	oPt	# of GBV survivors who receive psychosocial services	N/A	N/A	17,222	2,645 Women: 2521 Men:124	No Progress-15%
Awareness raising activities designed to reduce risk of GBV	S01	oPt	# of people who attend GBV awareness raising sessions or receive information on GBV services	N/A	N/A	55,165	19,904 Women: 17094 Men: 2810	Major gaps-36%
Support health facilities to respond to GBV survivors		oPt	Functional referral system in place that includes multi-sectoral services	GS: Yes WB: Yes	GS: No WB: partial	GS: Yes WB: Yes	GS: Yes WB: No	Major gaps-50%

Progress towards Cluster Targets

At mid-year, the sector successfully reached 100% of its targeted caseload mainly through food assistance. However, it should be noted that food assistance targets food insecure people on a quarterly basis. Therefore, 100% achievement at any time of the year does not imply that the 2016 goal has been accomplished. Agriculture and livelihood support activities remain severely underfunded with 95% funding gap (more information on the discrepancy of funding across the different components of FSS strategy below in the challenges section). Nevertheless, the following are some achievements that have been possible with the funding that has been secured to date:

- The food assistance high ratio of achievement confirms the ability of implementing partners to reach planned beneficiaries as of mid-year. This continues to mitigate the risk of sudden increasing of food insecurity and deterioration of food consumption patterns, as it happens with only one month of suspension: the the Food Consumption Score (FCS) showed dramatic worsening of the situation (from 4 per cent to an alarming 48 per cent of households (HHs) with a poor FCS).
- For livelihood support projects, the main achievements have been fulfilled outside the Humanitarian Response Plan (HRP) since most of the projects inside the HRP did not commence at the start for 2016 due to lack of funding. However, despite the low level of funding for the agricultural-livelihood activities), which is sufficient to support the livelihoods of only 7,000 herder households in the West Bank and the Gaza Strip, FSS partners have managed to complement HRP 2016 funded activities by delivering some services through carry-over activities from last year's HRP.
- The level of achievement reported by cash-based-transfers is in line with the level of funding received, whereas 19% percent (or around 27,000 people) of the targeted caseload have been reached.
- The FSS Analysis Unit (FSAU) has managed to update the analysis methodology for the

Coordinator Co-Facilitator	Marco Ferloni	
Government Counterpart	Ministry of Social Affairs and Ministry of Agriculture	
 People Targeted	1.4 million	
 People Covered	1.4 million	
 FUNDING		
Requested	Received	Percent Funded
322.7m	90.6	28%

next Socio-Economic and Food Security Survey (SEFSec) exercise, which will consider the three pillars of poverty, food deprivation and resilience. A more comprehensive report of the SEFSec survey 2014 will be available to inform the 2016 Humanitarian Needs Overview (HNO).

Changes in Context

Gaza Strip

- The situation remains critical and alarming. The slow progress of the reconstruction process compounded with the constant high rate of unemployment and a limited ability to access and control natural resources continue to further erode the already fragile resilience of people living in the Gaza Strip. The level of dependency on humanitarian aid is high and therefore, food assistance and cash-for-work activities continue to remain highly needed.
- The rehabilitation of agriculture assets has not displayed significant improvements due to funding constraints and difficulties related to limitations imposed by the blockade.

West Bank

- The alarming number of demolitions of agricultural assets is increasing the risk of vulnerable people living in Area C, whose income largely depends on livestock and crop production, abandoning their land and

traditional livelihood.

- Discontinued funding for food assistance will put people’s food security at more risk of sudden worsening of their food security status- a strong indicator of the low level of resilience among the most vulnerable households.

Cluster Performance

- The FSS regularly consults with partners on progressive achievements towards HRP indicators. The extended platform facilitated by the FSS provides an inclusive environment that promotes cooperation among the various stakeholders, including governmental bodies. The qualified participation of UN, NGOs and line ministries promotes exchange of information, sharing of standards and guidelines.
- The FSS has been actively working within the process of the inter-agency contingency plan (IACP), particularly for the Gaza Strip. A food assistance working group has been activated in order to facilitate coordination in an event of an acute emergency.
- Advocacy and gender focal points have been nominated among NGOs, with the aim of strengthening the understanding of the different gender impacts in the food security sector activities.
- A process is underway to update the Agricultural Projects Information System (APIS), the main information management tool for FSS, in cooperation with major stakeholders, including line ministries.
- The FSS is developing a resilience marker as a pilot tool that will provide indications on its 2017 HRP projects’ ability to contribute to increasing FSS beneficiaries’ resilience at the household level.

Challenges

The significant drop in funding for the sector constitutes the main challenge for delivering assistance to its targeted beneficiary caseload. The funding shortfall will have a detrimental effect on the timely achievement of its 2016 objectives, especially for those projects that are planned to run for 12 months. Of particular note:

- Livelihood-based activities has been severally hit by the lack of funding where currently a \$50.5 million deficit representing a 4% funding for agriculture and livelihood activities. This will have a knock-on effect on other clusters. For instance, reduced resilience to demolitions and settler violence in the rural population of high-risk areas (such as Area C and the “Seam Zone” in the West Bank) might further increase the risk of displacement of such communities and the loss of their productive resources. The higher displacement levels could also put additional pressure on the Protection cluster.
- Cash-based-transfers and cash-based transfer and agricultural livelihood mixed programmes are also struggling to attract more funds, 16% and 8% funding levels respectively, and the consequences of this will mean that “cash for work” to 144,000 food insecure will not be provided as planned, leading to a high risk of increased food insecurity levels and a deterioration of food consumption patterns.

The following table provides a snapshot of the funding forecast for the remaining half of the year for food assistance programmes.

Type of beneficiaries	West Bank	Gaza Strip
Refugees	July - voucher - more funds TBC	End of 2016
Non-refugees	November - voucher 52k people \$3m gap	October - in kind 89k people November - voucher 72k people \$4.5m gap

Furthermore:

- This lack of funding has negatively affecting more than 113,000 World Food Programme (WFP) beneficiaries as both in-kind basket and cash-based-transfers activities will have had to be reduced during the third quarter of 2016 in the West Bank.
- In the Gaza Strip, UNRWA was unable to carry out its cash assistance intervention, its school feeding programme and its mother and child nutrition programme due to a lack of funding.
- Increased humanitarian aid support aimed at protecting and supporting vulnerable livelihoods is needed, in order to improve beneficiaries’ resilience. Agricultural-livelihood support projects still suffer from

more than a 95% funding deficit. This puts at risk approximately 300,000 farmers', herders' and fishers' livelihoods.

Specific impacts of lack of funding will include:

- Families may be forced to adopt negative coping mechanisms such as reducing their food intake, selling productive assets or reducing expenditure on basics, like education and health, in order to get by.
- Positive economic and developmental effects achieved by voucher shops and supplying local producers through the voucher programme, will probably be reversed.
- Programmes such as supporting rural and urban agricultural-related livelihoods will be particularly affected, potentially increasing the socio-economic and political stability. This also poses a serious threat to any plans to improve living conditions, particularly the food security, of marginalised people in Palestine, as well to any further positive development of the overall fragile economic and political situation in the country.

Actions to be taken

- Food assistance, agriculture and livelihood support and cash-based programmes continue to be needed to address the chronic unemployment situation and food insecure people's fragile livelihoods.
- The protracted de-development situation in the Gaza Strip does not provide sustainable livelihood alternatives. Currently cash-for-work activities are suffering from a 85% funding gap in the Gaza Strip and a 70% funding gap for activities in the West Bank.

- If food assistance, agriculture and livelihood support and cash-for-work to 1.4 million food insecure Palestinians were not to be provided, there would be a high risk of increasing food insecurity and deterioration of food consumption patterns. The following table provides an overview of the consequences of temporarily suspending food assistance for a month.

Food Consumption Score	% of HHs pre-suspension (while receiving of assistance)	% of HHs post-suspension of food assistance
Poor FCS	4%	48%
Borderline FCS	23%	31%
Acceptable FCS	73%	21%

- Further input support is needed for low resilience herders, fishers and farmers to safeguard their assets, as well as investment in sustainable livelihoods.
- Interventions in the ARA in the Gaza Strip and in Area C of the West Bank should be funded first.
- Additional funding to the food security sector should be allocated to cover critical gaps such as providing more short-term employment opportunities.
- Increased advocacy on lifting of restrictions that affect food security, and to highlight issues of access to resources and protection of livelihoods.

Activity	Link with Strategic Objective	Location	Indicator	Need	Baseline	Target	Result	Status
Rehabilitation and provision of productive assets and essential infrastructure for farmers, herders breeders, fishers, and small scale food processors including promotion of technical capacities and small scale production units, and using the BBB (Build-Back Better) approach for increased resistance to shocks	2,3	oPt	# of beneficiaries receiving agricultural inputs and services	N/A	N/A	310,000	0	No Progress
	2,3	oPt	# of dunums made productive or with improved production capacity (full and partial land rehabilitation, piping and irrigation system, seeds and seedlings distribution, etc)	N/A	N/A	36,000	0	No Progress
	2,3	oPt	# of Km of agricultural roads rehabilitated/opened	N/A	N/A	1,000	0	No Progress
	2,3	oPt	# of greenhouses rehabilitated	N/A	N/A	2,400	0	No Progress
	2,3	oPt	# of animal heads distributed	N/A	N/A	3,100	0	No Progress
	2,3	oPt	# of water wells rehabilitated	N/A	N/A	71	0	No Progress
	2,3	oPt	m3 of water storage provided	N/A	N/A	105,000	0	No Progress
	2,3	oPt	# of boats made functional	N/A	N/A	50	0	No Progress
Increase sourcing of quality food from local food producers	2,3	oPt	# of producers (small and medium scale producers) supported	N/A	N/A	9,000	0	
	2,3	oPt	Tonnage of food items purchased from local producers	N/A	N/A	8,000	12,000	No Progress
Food in-kind distribution	2,3	oPt	# of beneficiaries (disaggregated by sex) receiving food in kind	N/A	N/A	1,118,900	1,153,716	On track-103%
Food vouchers support	2,3	oPt	# of beneficiaries (disaggregated by sex) receiving food vouchers	N/A	N/A	225,400	219,132	On track-97%
Cash-based support	2,3	oPt	# of individuals (disaggregated by sex) benefiting from CfW	N/A	N/A	144,000	27,576	Major gaps-19%progress
	2,3		# of individuals (disaggregated by sex) benefiting from other conditional cash support	N/A	N/A	6,000	0	No Progress
Maintain and inclusive and participatory platform for effective coordination among Food Security Sector partners	1,2,3	oPt	# of sector and working groups meetings organised	N/A	15	15	12	On track-80%
	1,2,3	oPt	Report on % of projects/ funding received through HRP disaggregated by INGO/PNGO and UN agencies	N/A	2	2	2	On track-100%
Improving information sharing mechanisms in relation to locations, areas where gaps are identified including developing information management system (IMS), needs assessments and surveys	1,2,3	oPt	Information sharing mechanism system in place and maintained	N/A	1	1	0	No Progress
Updating of the FSS preparedness and emergency plans and design an early warning system	1,2,3	oPt	FSS preparedness and emergency plan is updated and shared	N/A	1	1	0.75	On track- 75%
	1,2,3	oPt	# of organisations involved in the emergency preparedness plans	N/A	10	10	10	On track-100%
Contribute to national and international awareness on IHL-rights and violations in West Bank and Gaza Strip	1,2,3	oPt	# of advocacy initiatives with FSS contribution	N/A	3	3	1	Major gaps-33%



Progress towards Cluster Targets

Despite limited funding towards projects in the Humanitarian Response Plan (HRP), the Shelter cluster has been able to make some progress towards a range of indicators. However, at the mid-point of the year there are suggestions that there will be major gaps in many indicators by the end of the year.

Limited progress has been made in addressing the basic shelter needs of acutely-vulnerable families at risk of displacement in the West Bank, which in itself has only been possible from rollover HRP funding from 2015. In the Gaza Strip, excluding UNRWA who have been able to meet less than a third of their target with current funding, carry-over from last year's HRP funding has enabled cluster partners to exceed the projected target to upgrade substandard units by including hardship cases in repair projects. However, this and progress in conflict-related repairs remains well below the level of need. Identified funding will enable at least a further 200 units in the West Bank and 400 in the Gaza Strip for the remainder of the year, including contributions from HRP projects.

Despite increasing challenges in implementation, demolition response in the West Bank is on track. Meeting the needs of Internally Displaced People (IDPs) in the Gaza Strip however, while appearing to have made good progress, still faces major gaps when considering that transitional shelter cash assistance (TSCA) remains outstanding for 1,700 families in the second quarter of the year and all of the second half of the year. In addition, there has been little support for activities that facilitate reconstruction and an end to displacement. In particular, no progress has been made to improve communication and accountability to affected populations through establishing a functioning complaints and redress mechanism within the Ministry of Public Works and Housing (MoPWH) has been left unaddressed.

While there has been no emergency response activities required in the West Bank, cluster partners successfully responded to winter flooding in the Gaza Strip at the beginning of the year; this was primarily accomplished with funding outside of the HRP. Winterization activities relied heavily on funds from the Humanitarian Fund (HF), which is also contributing to summer mitigation

Coordinator Co-Facilitator	Fiona Kelling Fadi Shamisti (WB) Iyad Abu Hamam (Gaza)
Government Counterpart	MoSA/MoPWH
 People Targeted	230,000
 People Covered	132,266* *including carryover funding and non-HRP projects

FUNDING

Requested	Received	Percent Funded
112m	24.8m	22%

measures, key maintenance of dilapidated IDP shelters, and winter preparedness activities in the second half of the year. Revised contingency planning figures have also highlighted major gaps in non-food-items (NFI) stockpiles and response capacity. Although no progress has yet been made, funding has been identified for 8 of the targeted schools for collective centre preparedness. In the West Bank, lack of funding has prevented any investment in community-based preparedness to mitigate against the risk of forcible transfer.

Ministries have been represented at key meetings but further work is needed in order to ensure engagement on contingency planning and preparedness measures.

Changes in Context

In the Gaza Strip, progress in reconstruction is resulting in a decreasing IDP caseload. Currently 65,000 people remain displaced (down from 90,000 at the start of the year) and when work currently in progress is completed this will drop to 40,000. However, while funding is secured for the remaining severely damaged caseload and half of the totally destroyed units, the pace of reconstruction is hampered by complex documentation requirements and limitations

on access to approved materials, particularly cement. Ongoing displacement continues to erode the coping mechanisms of the most vulnerable families. Temporary support for displaced families should therefore be prioritized and continued until return is achieved.

Restricted materials entering the Gaza Strip decreased slightly in the first quarter from the end of 2015, but the major change came as a result of an almost two-month ban in April-May. The stoppage delayed the implementation of some cluster partners' projects and since imports have resumed there have been limitations on the amount of materials beneficiaries are able to access, due to reduced import of cement available for individual purchase. There has also been an increase in levels of frustration and complaints or requests to the Ministry and NGOs to address outstanding shelter needs.

In the West Bank, including East Jerusalem, in the first half of the year there has been a marked increase in the rate of demolition, including donor funded shelters. The demolition of entire communities' shelters, repeated demolitions in the same communities, and new Israeli Civil Administration (ICA) measures to confiscate and dismantle structures are creating an increasingly hostile environment and putting strain on the ability to provide timely assistance. These conditions are also challenging cluster partners to deliver the assistance in line with the 'do no harm' principal. Increasingly communities are exhausting their legal options. The best way to balance meeting humanitarian needs while minimizing community, beneficiaries and structures exposure is under discussion, including increased community consultation and awareness raising. Cash is also being considered as a possible solution to support families, although further evaluation of cash assistance effectiveness is required to determine how it contributes to an adequate shelter solution. In response to increased risks of mass demolition, cluster partners have repositioned shelter/NFIs stocks for quick response in possible incidents.

Cluster Performance

- The Shelter cluster is regularly collecting, monitoring and reporting partners' activities and tracking the contribution to its cluster HRP indicators and cluster indicators at the higher strategic level, whilst ensuring coordination and information sharing between partners to identify critical gaps and priorities, eliminate duplication or overlap, and facilitate access

to funds for unmet gaps through the HF or other alternatives. On cross-cutting issues, the Shelter cluster in coordination with UNWomen are working on data collection to develop a gender analysis which can inform the next year's planning, as well as developing a short guidance for protection mainstreaming in shelter projects in the West Bank. In the Gaza Strip, in collaboration with the water, sanitation and hygiene (WASH) cluster, the issue of overlap in needs between WASH and Shelter will be addressed.

- The Shelter cluster uses its Technical Working Groups (TWGs) to review technical specifications of shelter items with partners in order to respond to the context and evolution of the situation on the ground. The cluster also closely works with government counterparts to increase their engagement and involvement in the coordination platform and to support capacity building where necessary. The Shelter cluster has actively participated in developing the Inter-Agency Contingency Plan (IACP) in the Gaza Strip and is revising cluster level planning in the West Bank and in the Gaza Strip.
- The Shelter Cluster actively participates in advocacy initiatives, providing inputs to the HCT AWG, meeting with donors and diplomats, and highlighting key issues in the Humanitarian Bulletin as well as through Shelter Cluster publications, in order to address funding shortfalls and critical gaps, constraints and challenges to project implementation. The Shelter Cluster will also be carrying out a response evaluation to capture key lessons and reflections on the assistance provided following the 2014 escalation and recommendations for future response.

Challenges

Gaza Strip:

- Stoppage in cement and lower entry rate is causing delays and increasing time for construction, lengthening displacement and the erosion of coping mechanisms.
- Over 8,500 displaced families have received only partial or delayed temporary support. Lack of predictability and regularity in payments undermines the ability to meet shelter needs.

- Over 40,000 people will face a third winter in temporary shelter.
- Difficulties in prioritization due to high underlying needs.
- Additional capacity is required within the MoPWH in order to keep information updated and oversee the recovery process.

West Bank and Jerusalem:

- During the first half of 2016 witnessed significant increases in demolition cases, particularly repeated demolitions in the same communities only a short period after the repair or replacement of what was destroyed.
- As demolition assistance is strongly interrelated with legal considerations, many communities have limited or even exhausted all the options to reconstruct shelters safely at the same or nearby locations with different geographical coordinate to avoid imminent demolition.
- Shelter assistance provided is increasingly being dismantled directly after installation or the materials confiscated during the course of assistance delivery. Such circumstances have either forced the people to move outside the community or to refuse aid and remain in severely inadequate shelter to avoid any potential risk.
- Inadequate funding allocation to shelter upgrading and improvement in Area C and

East Jerusalem means many communities and households are living in inadequate and unprotected shelters. In light of settlement expansion and more restricted regulations to build in Area C, the need to strengthen resilience through shelter improvement and upgrading is urgent.

Actions to be taken

- Advocate for a return to higher levels of cement imports and end the collective punishment of vulnerable families.
- Seek further funding for projects tackling the risk of displacement and community resilience in Area C.
- Promote the use of the IDP data and cluster prioritization tool in order to target assistance to those most in need and encourage cluster partners to update this information based on projects with IDP families.
- Provide support to the MoPWH in and seek funding to be able to support a complaints mechanism.
- Continue to advocate for holistic construction, focusing on community participation, communication and accountability and monitoring of impact.
- Diversify assistance to more NGOs.

Activity	Link with Strategic Objective	Location	Indicator	Need	Baseline	Target	Result	Status
Increase access to a basic level of adequate shelter for acutely-vulnerable families through upgrading, repair and advocacy	SO 2,3	GS & WB	# of households assisted to improve or upgrade substandard units	WB: 7,085 GS: 1,000		WB: 1,000 (100 FHH) GS: 450 (90 FHH)	336 (41 FHH) 457 hardship cases including 80 FHH and 50 PWD	Major gaps - 34% On Track - 102%
	SO 3	GS	# of households assisted to repair/winterize damaged units in Gaza	76,600	N/A	10,000 (1,000 FHH)	3,103 (330 FHH)	Major gaps - 31%
	SO 3	oPt	# information documents and advocacy messages released on the right to adequate housing, timely reconstruction and fit-for-purpose planning procedures	N/A	N/A	12	6	On Track - 50%
Response to displacement of vulnerable Palestinians following conflict or demolitions through transitional solutions (cash assistance, upgrading of overcrowded or substandard host or rental units and consolidation of makeshift or prefab units), shelter/NFI response and technical assistance, information and capacity building to facilitate an end to displacement	SO 3	GS	# of vulnerable families in Gaza received assistance to access transitional shelter solution meeting minimum standards	11,000	N/A	13,000 (1,000 FHH)	9,639 (802 FHH)	On track - 74%
		GS	# of interventions in Gaza incorporating technical/legal assistance, information sharing and capacity building as a specific project output	N/A	N/A	3	1	Major gaps - 33%
	SO 3	WB	% of households in the West Bank assisted after demolition or damage	100%		100%	83%	On Track - 83%
Preparedness to reduce the immediate effects of natural or manmade disasters through appropriate emergency shelter interventions and support for self-recovery	SO 3	oPt	# of individuals able to be provided with emergency shelter/NFIs	N/A	N/A	30% of contingency plan	23%	Major gaps - 23%
	SO 3	WB	# of households supported with training and tools for self-recovery in West Bank	N/A	N/A	1,000	0	No progress - 0%
	SO 3	GS	# of collective centres in Gaza provided with adaptation support and training	N/A	28 schools	28	0	No progress - 0%
	SO 3	GS & WB	# of households assisted after natural disaster with emergency shelter/NFIs	WB: 1,715 GS: Locations at risk of flooding or A		WB: 700 GS: 1,300	0 1,370	On Hold - 0% On Track - 105%
	SO 3	GS & WB	# of households provided with emergency winterization/summarization NFIs for inadequate shelters	WB: 7,085 GS: 27,000	N/A	West Bank: 1,150 Gaza: 12,750	66 7,269	Major gaps - 6% On Track - 57%
Engagement and capacity building of national stakeholders to provide timely coordination and effective preparedness for response to emergencies	SO 3	oPt	# of ministries taking an active role in cluster activities and preparedness measures	N/A	N/A	3	3	On Track - 100%
	SO 3	oPt	% of meetings/events with significant engagement of national stakeholders to update contingency plan	N/A	N/A	80%	100%	On Track - 100%



Progress towards Cluster Targets

Despite limited funding, Health and Nutrition cluster partners continue to provide services for vulnerable communities in the Gaza Strip and the West Bank Area C and East Jerusalem. The cluster is providing coordination and information to 40 national and health international NGOs.

Changes in Context

No change in the context

Cluster Performance

Recently the cluster conducted a rapid assessment and collected data from mobile clinic providers in order to improve coordination of mobile clinic services and share information for decision making. Multiple meetings were held earlier in 2016 with the Ministry of Health (MoH) and health providers. Accordingly, a one day workshop was conducted to discuss the current status of mobile clinics' services in the West Bank including the mapping of services and seeking to identify challenges in coordination and the quality of services in order to plan for 2017 interventions.

Challenges

- An estimated 1.4 million people in the West Bank and in the Gaza Strip are in need of humanitarian health and nutrition interventions, of these the cluster is targeting 1 million through the Humanitarian Response plan of 2016. However, to date, only 29% of the targeted caseload has been reached.
- In the Gaza Strip, years of blockade and movement restrictions on people and materials has led to a serious deterioration in the availability and quality of health services, while the longstanding non-payment of salaries of more than half of the MoH staff, including those employed by the Gaza de-facto authorities, has negatively affected human resources productivity.
- Shortages of essential drugs and disposables has also negatively affected the delivery of health services and further contributed to the deterioration in the health conditions of some patients, while increasing the need

Coordinator Co-Facilitator	Yousef Muhaisen (West Bank) Abdelnaser Soboh (Gaza Strip)
Government Counterpart	Ministry of Health
 People Targeted	1 million
 People Covered	317,000

FUNDING

Requested	Received	Percent Funded
26m	7.5m	29%

for referrals abroad. Funding for national NGOs who can play a key role in emergency preparedness and delivery of primary health services also remains very limited.

- The severe fuel shortage and prolonged electricity cuts continue to affect negatively on the functionality of hospitals and medical equipment. Together with the average shortage of 35% of essential drugs and 41% of medical disposables, has also contributed to increasing the need for referral of patients outside of Gaza.
- Several critical interventions remain unfunded. Mobile clinic services for vulnerable communities in Area C of the West Bank stopped functioning at 43 communities for six months.

Actions to be taken

- Provide technical assistance and funding for national health NGOs.
- Advocate for the right to access health services.
- Promote and develop health projects at Area C and East Jerusalem in the West Bank to meet the needs of the population.
- Strengthen the resilience and preparedness of vulnerable communities to be able to better cope during times of emergencies.

Activity	Link with Strategic Objective	Location	Indicator	Baseline	Target	Result	Status
Provision of mobile health services to people who face obstacles in accessing basic healthcare in Area C	SO2	WB	# of refugees and non-refugees in underserved communities in Area C benefitting from mobile clinic services	173,000 (89,000 females, 35,000 Males, 49,000 children)	173,000 (89,000 females, 35,000 Males, 49,000 children)	126,906 (52,031 females, 36,802 males, 38,073 children)	On Track-73%
Provision of mental health and emergency services to vulnerable communities in East Jerusalem	SO2	WB	# of people in East Jerusalem receiving mental health or emergency services	30,000	80,000 (40,000 females, 40,000 males)	0%	No progress
Provision of Primary Health Services (PHC) to vulnerable communities/ people in the Gaza Strip	SO2	GS	# of consultations of patients in the ARA or communities with totally destroyed PHCs	100,000	100,000 (49,000 females, 51,000 males, including 40,000 children)	4,832	No progress-4.5%
	SO2	GS	# of most vulnerable refugees receiving health services	272,237 (134,485 females, 137,752 males)	272,237 (134,485 females, 137,752 males, including 118,307 children)	0	No progress
Identify and treat children with severe and moderate nutrition problems in Gaza	SO2	GS	# children treated from moderate and severe malnutrition	1,200 (600 girls, 600 boys)	8,000 (4,000 girls, 4,000 boys)	6,735	On track- 84%
Provision of micronutrient supplements to children and women in West Bank and Gaza	SO2	oPt	# of children and pregnant women who had received micronutrient supplements	250,000 (125,000 females, 125,000 children)	250,000 (125,000 females, 125,000 children)	77,197	Major gaps- 31%
Provision of lifesaving neonatal and postnatal services to pregnant women and neonates in West Bank and Gaza	SO2	oPt	# of pregnant women and neonates receiving lifesaving healthcare services	200,000	200,000 (150,000 children, 50,000 women)	100,000	Major gaps- 50%
Identify and provide appropriate support to persons with conflict related disabilities in Gaza	SO2	GS	# people with conflict -related disabilities receive appropriate support	6,475 (2,665 females, 3,810 males)	11,000 (5,000 females, 6,000 males)	564	No progress- 5.1%
Provision of support to vulnerable elderly people in Gaza	SO2	GS	# elderly persons identified and supported	1,200 (800 females, 400 males)	1,200 (800 females, 400 males)	179	No progress- 1.4%
Strengthen capacity of PHC and front line health workers to detect and refer survivors of violence related to the conflict and GBV in West Bank and Gaza		GS & WB	# of health facilities with capacity and systems to detect and refer survivors of GBV and conflict related violence	West Bank: 20 Gaza: 25	West Bank:25 Gaza:30	0	No progress
Providing health stakeholders' coordination and collecting and disseminating information on access right to health violations in West Bank and Gaza.	SO2	oPt	# of publications, including press releases with information on restricted access to PHC	12	15	6	Major gaps- 50%
Strengthen the capacity of PHC and front line health providers, and communities on management of mass casualties, rescue and first aid, trauma care and referral to higher levels of health care in West Bank and Gaza	SO3	oPt	# of health facilities prepared to deal with emergency cases	11	20	0	No progress
	SO3	oPt	# of health workers trained in trauma and/or emergency management	2,000	2,000	122	No progress
	SO3	oPt	# of community members trained on first aid	500	500	410	On track- 82%
Provision of prepositioning and pre-emergency services/ supplies in West Bank and Gaza	SO3	oPt	# of health facilities with a prepositioned emergency items	50	100	25	Major gaps- 25%

Progress towards Cluster Targets

Only 6 of the 28 projects have received full funding, while 4 projects received partial funding, leaving 18 projects unfunded. In total, 28 % of the required funding has been received. All the partially funded projects are targeting needs in the Gaza Strip which are being carried out by 4 INGOs.

Out of 33 demolition incidents reported only 18 (or 55%) have received a WASH response. Fifty-four per cent of the targeted caseload has benefited from better access to drinking water of which 15% were for people in the Gaza Strip and 85% for people living in the West Bank. Seventy-one per cent of the targeted caseload have received hygiene awareness, of which 99% were for people living in the Gaza Strip. Ninety-nine per cent (10,866) of households who received hygiene vouchers and kits are living the Gaza Strip. Forty-two extra locations have benefited from flood prevention activities which represents 170% of the target.

Changes in Context

No major change has been happened in West Bank as well as in the Gaza Strip.



Cluster Performance

As part of the cluster transition, an Information Management Officer (IMO) has been hired to support both national coordinators in the West Bank and in the Gaza Strip. In addition, capacity building and support activities for the Palestinian Water Agency (PWA) have been conducted, where the national coordinator and the IMO attended training courses and workshops to enhance the WASH coordination.

Challenges

Gaza Strip

- The continuous lack of electricity and fuel have negatively affected the operation of more than 300 water and wastewater facilities in the Gaza Strip. The electricity outages exceeded 18 hours per day, severely disrupting the provision of basic services

Coordinator	PWA\Majeda Alawneh
Co-Facilitator	UNICEF\Yaser Nassar
Government Counterpart	PWA\CMWU
 People Targeted	600,000
 People Covered	279,716

FUNDING

Requested	Received	Percent Funded
29.6m	8.4m	28.2%

including health and water throughout the strip.

- The GRM (Gaza Reconstruction Mechanism) includes WASH interventions but does not provide solutions for the other issues such as the recharge of the aquifer and the development of the Water and Sanitation sectors in the Gaza Strip.
- Inclusion of 23 items needed for the water and sanitation sector are considered dual-use items list, these items are essential WASH items. Lack of mobile pumps for draining flood prone areas during winter storms has the potential to result in disease outbreaks endangering public health on a large scale.
- The aquifers are over utilized for agricultural, domestic and industrial purposes and are highly polluted (nitrates), saline intrusion (chloride).

West Bank

- The lack of funding is a common concern across all partners in the West Bank as well as in the Gaza Strip. Until now, very few of the West Bank partners have received funding for their HRP projects, while the majority are still waiting for funding.
- During the dry season, the most vulnerable communities (with no or limited supplies) face water shortages and are forced to allocate their meagre financial resources to access drinking water. This reduces their resilience and increases the risk of displacement. During

Ramadan, Mekorot (the Israeli water supplier) cut water supplies and many West Bank areas were affected by shortages. As a result, many WASH partners changed priorities to partially accommodate the needs of the affected communities.

Actions to be taken

- In order to increase the chances for funding unfunded HRP projects, PWA is planning to include those projects into its action plan as a priority when it is presented to donors.
- The WASH Cluster has agreed with key partners to conduct a workshop to harmonize the assessment tools currently being used by its partners
- Find more suitable and sustainable solutions to the electricity shortage by exploring other options such as solar panels and additional supply from the existing sources.
- More efforts and actions needed for mobilization of funds especially for local and international NGOs.
- The WASH cluster, as a member of the Internally Displaced Persons (IDP) working group supported the ICCG in assessing the needs of 20 Designated Emergency Shelters (DES) in Palestinian Authority (PA) run schools. In addition, the WASH cluster is finalizing the development of its contingency plan to ensure an effective and timely response to life- saving humanitarian needs of persons affected from possible emergency scenarios identified for the West Bank and the Gaza Strip.

Activity	Link with Strategic Objective	Location	Indicator	Need	Baseline	Target	Result	Status
Provide basic WASH services for demolitions/ emergency/ conflict-affected/damaged schools/ IDP HHs, unserved, under-served and most vulnerable communities	SO 1, 2	oPt	Percentage of demolition incidents receiving a WASH response	100%	N/A	100%	50%	Major gaps-50%
	SO 1, 2	oPt	Number of people in humanitarian situation benefited from access to drinking water	732,000 ⁷	N/A	518,000	279,716	Major gaps- 54%
	SO 1, 2	oPt	Number of people in humanitarian situation benefited from access to improved sanitation services	600,000 ⁸	N/A	358,000	33,503	No Progress- 9%
	SO 1, 2	oPt	Number of HHs receiving hygiene vouchers and kits	200,000 ⁹	N/A	120,000	10,866	No Progress- 9%
	SO 1, 2	oPt	Number of people imparted hygiene awareness	695,000 ¹⁰		120,000	85,680	On Track-71%
	SO 1, 2	oPt	Number of WASH facilities rehabilitated/ reconstructed in conflict-affected schools	48 ¹¹	N/A	48	18	Major gaps- 37%
Support service providers to ensure the current level of basic WASH services in Gaza	SO2	GS	Emergency fuel supplied to service providers to ensure that water and wastewater services remain functioning	Regular power supply restored to the water and wastewater utilities	N/A	100 % emergency fuel needs of utilities met as per monthly fuel distribution plans	50%	Major gaps- 50%
Support winterization preparedness and response in Gaza	SO 3	GS	Number of locations where flood prevention activities are undertaken/ where stagnant flood water was drained	>200 locations ¹²	N/A	25 high risk locations / hot spots ¹³	67 ¹⁴	On track- 268%
	SO 3	GS	Number of Municipal level response plans/ contact lists in place	18 municipalities at risk ¹⁵		10 municipal response plans	0	No Progress
Support Water Scarcity) preparedness/ Water access response	SO 3	WB	No. of vulnerable people served with drinking water	110,000 people ¹⁶		60,000 people	56,965	On track- 94%
Support Emergency preparedness & response plans		GS & WB	Number of locations where supplies are prepositioned.	GS: 2 locations WB: 2 locations		GS: At least 1 location WB: At least 1 location	8	On track- 100% On track- 100%
National WASH coordination capacity reinforced	SO 3	GS & WB	Monthly meetings organized	GS: 12 WB: 12		GS: 12 WB: 12	GS: 6 WB: 6	Major gaps- 50%
	SO 3	oPt	Dedicated information management personnel in place	N/A	No	Yes	Yes GS:6 WB: 6	On track- 100% On track- 100%
	SO 3		PWA-led national WASH coordination structure established in oPt		No	Yes	In progress ¹⁷	Major gaps- 50%
Support Palestinian Authorities in the self-management of water scarcity in the West Bank through capacity building in line with the Transitional Water Scarcity Response Framework	SO 3	oPt	Number of Local Government Units (Village Councils, Joint Service Councils, Municipalities) with capacity for self-management of water scarcity	N/A	N/A	25	8	Major gaps- 32%

Progress towards Cluster Targets

Progress towards the cluster objectives has been limited due to lack of funds for humanitarian education response. By the end June only 3 projects have been funded covering half of the total target with only a few components of the overall planned response.

UNRWA in Gaza has provided material support to their 250,118 students (49% girls), and remedial education to 36,000 students (35% girls) through the project “Stabilizing the learning environment for Palestine refugee children”. UNRWA has with this project managed to reach all their students in Gaza with material support as opposed to their initial target of only 50% of the students. As of June UNRWA has reached 207% progress against their original target. UNICEF has been providing protective presence in the West Bank to 3,900 children (50% girls) and 200 teachers in the West Bank every month from the beginning of the year until the summer break in June. NRC has provided psychosocial support services (PSS) to 33,000 children (39% girls) and 1,651 adults (37% female) in the Gaza Strip, and 1,136 children (50% girls) and 49 adults (55% female) in the West Bank. The remaining 15 projects has not yet been funded leaving large uncovered areas in the cluster response.



The Education Cluster has not received support from the pooled funds in 2016, and the funding level of the education cluster is by mid-year at 28%. The lack of 72% of the requested funds is the main factor preventing the cluster from reaching their target and the progress on 8 of 11 indicators is still at 0%.

Changes in Context

No significant changes in context.

Cluster Performance

At the national level and in the West Bank the cluster has successfully transitioned the main part

Coordinator	UNICEF
Co-Facilitator	Save the Children
Government Counterpart	Ministry of Education and Higher Education (MoEHE)
 People Targeted	500,000
 People Covered	259,294

FUNDING

Requested	Received	Percent Funded
18m	5.1m	28%

of its functions to the Education in Emergencies Working Group (EiEWG) at the Ministry of Education and Higher Education (MoEHE) in Ramallah. The Education in Emergencies Working Group (EiEWG) is co-chaired by the Ministry of Education (MOEHE) and UNICEF, while UNICEF and Save the Children have retained the cluster tasks related to OCHA, ICCG and the HRP process. In the Gaza Strip the sub-cluster continues to function as before with UNICEF leading the sub-cluster. In Gaza a main achievement for the cluster proving effective coordination among partners has been the development of joint SoPs for Education in Emergencies with MoEHE and UNRWA that will ensure a standardized and coordinated education response to emergencies in the Gaza Strip.

Challenges

- The severe lack of funds is affecting effective humanitarian education response in both in the Gaza Strip and the West Bank.
- Access restrictions in the Hebron H2 area are impeding protective presence volunteers from providing protection to children and teachers at checkpoints and monitoring of violations against education related activities.

- Frequent attacks on education in H2 area have also led to the isolation of schools and their staff increasing the need for emergency preparedness as well as provision of PSS support to students and teachers.
- A long teacher strike earlier in 2016 has halted the delivery of education in government schools in the West Bank.
- In the Gaza Strip, programs were interrupted by the closure of the NRC office on order from Ministry of Interior. As a result, all planned

education related workshops, trainings and meetings were cancelled for three weeks.

- Partners reported that parents' involvement in PSS project interventions has not reached the expected target.

Actions to be taken

- Continued liaison between humanitarian and development actors to ensure adequate coverage of education needs.

Activity	Link with Strategic Objective	Location	Indicator	Need	Baseline	Target	Result	Status
Strengthen reporting on education-related violations across Gaza and the West Bank, particularly in East Jerusalem schools (including Waqf, UNRWA and Private schools), and improve communication with schools/communities on data usage and accountability	SO 1,2,3	oPt	Number of education staff receiving training, refresher training, or capacity development support to strengthen monitoring and communication of education-related violations	N/A	N/A	400 (200 women, 200 men)	0	No Progress
Support legal action within Israeli courts, European courts, the ICC and others to protect schools and access to education, and support awareness raising of legal rights, channels to report violations and sources of legal aid	SO 1,2,3	oPt	Number of people benefiting from legal aid or awareness raising	N/A	N/A	3,200 (900 women, 200 men, 1,050 girls, 1,050 boys)	0	No Progress
Provide material support (e.g. reinforced walls, security cameras) and accessible school rehabilitation (including provision of caravans) in areas vulnerable to attack, displacement and where the PA is restricted from maintaining, expanding and/or constructing educational facilities	SO 1,2,3	WB	Number of schools provided with rehabilitation services, caravans or other material support	N/A	N/A	1,342 (64 women, 45 men, 574 girls, 659 boys)	0	No Progress
Ensure basic educational services are available and accessible to unserved/underserved communities in Gaza through school rehabilitation and additional learning spaces, the provision of essential educational supplies (including fuel), and support for winterization materials.	SO 1,2,3	oPt	Number of children benefiting from school rehabilitation and additional learning spaces	N/A	N/A	2,828 (1,321 girls, 1,507 boys)	0	No Progress
	SO 1,2,3	GS	Number of children benefiting from the provision of essential school supplies and DRR equipment	N/A	N/A	121,025 (1,000 women, 60,133 girls, 59,892 boys)	250,118 (121,527 girls and 128,591 boys)	On track-207%
	SO 1,2,3	GS	Number of children benefiting from improved infrastructure to mitigate the impact of winter storms	N/A	N/A	4,500 (2,250 girls, 2,250 boys)	0	No Progress
Expand protective presence and accompaniment around schools and checkpoints in vulnerable communities	SO 1,2,3	WB	Number of school children and teachers benefiting from protective presence	5,692	N/A	4334 students (50% girls) and 333 teachers	4,100 (1,950 girls, 1,950 boys, 100 female teachers, 100 male teachers)	On track-95%
Provide emergency learning packages and support services (including remedial education) for children and school staff	SO 1,2,3	oPt	Number of school children and school staff benefiting from emergency learning packages and services	N/A	N/A	254,136 (940 women, 620 men, 122,736 girls, 129,840 boys)	46,590: 4,622 children and 368 adults (17,400 female and 29,190 male)	Major Gaps – 18%

Support MoEHE and other Palestinian education service providers' capacity to plan for and respond to emergencies affecting children's access to education	SO 1,2,3	oPt	No of education staff who have taken part in capacity building activities to strengthen emergency preparedness and response	N/A	N/A	5,724 (2,855 women, 2,869 men)	0	No Progress
Provide school-based psychosocial support (including extra-curricular and recreational activities) to students and school staff, including capacity building and awareness raising for caregivers and school staff	SO 1,2,3	oPt	No of students and school staff benefiting from psychosocial support services	N/A	N/A	275,165 (14,579 women, 7,821 men, 118,686 girls, 134,079 boys)	36,048 including 34,136 children and 1912 adults (14,416 female and 21,632 male)	Major gaps-13%
Provide DRR (including emergency response) capacity building (including first aid and safety) at schools and across Palestinian education service providers	SO 1,2,3	oPt	No of school staff and students who have taken part in capacity building activities to strengthen DRR capabilities	N/A	N/A	9,286 (2,049 women, 1532 men, 2,065 girls, 3,640 boys)	0	No Progress


Progress towards Cluster Targets

Actors working in Coordination are largely on track towards meeting their stated objectives.

There has been an enhanced effort in 2016 to strengthen monitoring of the HRP. To date the HCT has produced two quarterly Humanitarian Dashboards for the oPt that provides information by clusters on progress against HRP agreed objectives and indicators. The timing of the production of these dashboards coincides with HCT meetings with donors that takes place on a quarterly basis. The third quarter dashboard will be produced in October, in line with the agreed 2016 HCT monitoring timeline.

At the start of the planning process OCHA HQ entered into a partnership with the oPt ICCG. This partnership's objective was to conduct a mutually beneficial pilot tool Response Planning Module (RPM) that aims to support monitoring of the HRP. The tool was used by most clusters to submit cluster granular, monitoring data, out of which several indicators were selected for inclusion in the production of the two dashboards. The collection of disaggregated response monitoring data against the targets established in the plan framework has also been undertaken in time for the oPt Periodic Monitoring Report at mid-year and thus supported the production of this report.

The IDP Re-registration and Vulnerability Profiling exercise in the Gaza Strip has informed the publication of a special focus report on the IDP situation in the Gaza Strip that together with new cluster assessments and OCHA's VPP will help underpin the inter-sectoral analysis for the HNO and also allow clusters to identify the most vulnerable communities that should be prioritized for response. The HC/HCT through the Assessment and Information Management Working Group (AIMWG) also encouraged clusters to make their research, assessments and raw data accessible to the public which had previously been a key challenge. However the Food Security Sector's (FSS) sectoral assessment, SEFsec 2016 has not yet started due to a lack of funds therefore reporting against higher level indicators in the 2016 HRP was not possible during this reporting period. It is hoped that some funding will materialise in October that will allow a first quarter analysis in the beginning of 2017.

Coordinator	OCHA
Co-Facilitator	
Government Counterpart	
 People Targeted	1.6 million
 People Covered	1.6 million

FUNDING

Requested	Received	Percent Funded
16.4m	4.8m	29%

Planning has also begun for the 2017 Humanitarian Programme Cycle (HPC). Looking ahead the humanitarian actors will be looking more closely at how to better capture the views of affected people throughout the planning cycle building on a recent workshop on Communication with Communities (CWC) conducted by BBC Media and working with OCHA HQs focal point on CWC to strengthen awareness and mainstreaming AAP in the 2017 HPC.

Notable progress has been in strengthening gender focus in humanitarian coordination. The collaboration between OCHA and UN Women has provided technical support to clusters to strengthen gender analysis and ensure gender mainstreaming in their response. Through this support, a toolkit is being developed on gender and WASH, and the shelter cluster is undertaking a review of its interventions from a gender perspective. In addition, most clusters have assigned gender focal points whose role will provide regular support to cluster partners on gender. To increase participation of women's organizations in cluster planning and implementation, a number of consultations were organized with women's organizations in the Gaza Strip and the West Bank aimed at supporting their engagement in humanitarian response, advocacy and preparedness. In February 2016, the HC convened a meeting with donors to encourage support to 18 gender targeted projects submitted under the 2016 HRP (coded 2b). While funding of those projects remains minimal at mid-year, this meeting was an opportunity to highlight the specific gaps in

financing gender projects in the humanitarian response in oPt. OCHA has also provided support to the GBV Working Group to develop tools for systematic collection of data on GBV related needs and responses.

The Gaza section of the Inter-cluster Contingency Plan (IACP) has been finalized. The plan builds on lessons from the 2014 response, with close attention to UNRWA and Non UNRWA designated emergency shelters, the IDP registration process, the special role of UNRWA within a Cluster-lead structure, streamlined leadership mechanisms in Gaza and Jerusalem, liaison structures with the Israeli authorities at CLA Erez and in Tel Aviv. The physical co-locating of all of the coordination assets at the UNRWA GTC remains work in progress pending work to bring those facilities to MOSS compliance. In the interim, the UNDP compound will continue to host many of these structures in addition to the operational teams of most HCT members.

In the West Bank work still needs to be done to link up better with the Palestinian National Disaster Risk Management (DRM) System. There has been a process to restructure the emergency management system (DRM) on the Palestinian side. Once there is a decision within the Palestinian Authority, clusters will begin engaging with the DRM.

Earlier this year the first allocation of the oPt Humanitarian Fund (oPt HF) for 2016 was undertaken. The aim of which is to address the most under-funded priorities in the 2016 HRP. A total of 17 proposals were approved for \$4.2 million addressing urgent needs in the West Bank and Gaza Strip. Projects focus on the areas of Emergency Shelter and non-food Items, Food Security, Health, WASH and Protection. Of these, 13 projects will be implemented by international NGOs, including nine in partnership with national NGOs; three projects will be implemented by national NGOs; and one projects will implemented by UN agencies. Six projects will be implemented in the West Bank and another 11 in the Gaza Strip. During the same period, another three projects for USD 834 thousand focusing on WASH, Food security and protection where funded in the West Bank by two UN agencies and on National NGO. The Humanitarian Finance Unit (HFU) conducted three training session on the use of the Grant Management System for national NGOs during

the period in the Gaza Strip and the West Bank. During the first half of 2016, the Israeli Civil Administration (ICA) dismantled and confiscated the materials for seventeen structures funded through the oPt HF for \$64 thousands in two communities in the West Bank affecting 65 beneficiaries. The HC and the donors of the fund sent letters to the Israeli authorities demanding the release of the humanitarian material.

In line with the HCT's endorsed advocacy strategy for 2015 – 2017, the HCT Advocacy Working Group (AWG) has focused its work around the issues of restrictions on freedom of movement in the oPt, the humanitarian impact of Israel's 'dual use' list and the risk of forcible transfer facing many Palestinians in the West Bank. A key focus has been on the coordination of messages, analysis and impact information, to ensure that HCT partners are speaking in one voice in support of the identified joint goals and with coordinated 'asks'. This work informed five press releases issued by the Humanitarian Coordinator during the period. One joint event, a coordinated media push and at least five coordinated events (four field-based; one office-based) took place around the above core advocacy themes in the first half of the year and the group finalized an internal working paper on the 'dual use' advocacy, to inform private diplomacy by HCT members. The HCT AWG also initiated preparations for a special campaign to mark two years since the 2014 conflict in Gaza, to take place in July and August 2016, and launched internal discussions on advocacy to mark 50 Years of Occupation. The HCT AWG is also supporting resource mobilization efforts for the HRP, having developed a set of key messages which will be updated and circulated on a regular basis, mainstreamed impacts of funding gaps in its activities.

The Access Coordination Unit (ACU) continues to monitor and facilitate access on behalf of the humanitarian community in the oPt and recorded a variety of achievements and challenges. Due to a systematic approach to access issues, training and advocacy, access incidents reported by personnel in oPt have been on a steady decline, resulting from a number of factors, but most notably due to ACU efforts invested in improving access of humanitarian personnel and goods in oPt through direct engagement and advocacy with relevant authorities as well as provision

of timely support, information and advice to international organizations and their personnel. The general decline in access incidents across oPt, however, does not omit the continuous deterioration in permit processing for national staff wishing to travel in and out of Gaza during 2016. Approval rate remained low while the ratio of unprocessed permits and average processing time remained high. This is in part due to restrictions on access of East Jerusalem and Israeli ID holders into Gaza but also increased scrutiny of applications for Gaza ID holders. Amidst these challenges, the ACU has continued to follow up on lessons learned from the escalation in Gaza during 2014 by working closely with OCHA on developing improved coordination modalities during crisis, including the creation of an Emergency Coordination Portal, an online system developed to plan, submit and track the coordination of humanitarian facilities and ground missions during an emergency.

Education and WASH have begun transitioning to local government coordination modalities. At national level and in the West Bank the Education cluster has successfully transitioned the main part of its functions to the Education in Emergencies Working Group (EiEWG) at the Ministry of Education and Higher Education (MoEHE) in Ramallah. The EiEWG is co-Chaired by the Ministry of Education and UNICEF while

UNICEF and Save the Children have retained the cluster tasks related to OCHA, ICCG and the HRP processes. In the Gaza Strip the sub-cluster remains as before with UNICEF leading the sub-cluster. In order to support both national coordinators in West Bank and Gaza WASH has hired an Information Management Officer (IMO) to work on data. In addition, capacity building and support activities for PWA have been conducted, where the national coordinator and the IMO attended training courses/workshops to enhance the WASH coordination in State of Palestine. The cluster transition is in process, the support to achieve a fully cluster transition is being provided by UNICEF to PWA. However both Education and WASH are concerned with on what the impact of the transition may be in terms of redirection of some of the funding to the respective line ministries.








Actions to be taken

- Further follow-up with cluster and gender focal points is further anticipated and supported for the 2017 cycle in the second half the year.

More focus this year will be placed on enhancing the next cluster and HCT monitoring frameworks for 2017.

Activity	Link with Strategic Objective	Location	Indicator	Need	Baseline	Target	Result	Status
HCT takes decisions to improve humanitarian assistance in oPt.	SO 1,2,3	GS & WB	Cluster leads in HCT report against progress in cluster HRP targets	N/A	Twice	Quarterly	On target	On track - 100%
			% of HCT decisions implemented by HCT and clusters.		80%	90%	On target	
Ensure the cluster coordination architecture is fit for purpose and implement the findings of past reviews	SO 1,2,3	GS & WB	Clusters transition plans developed	N/A	2	4	2	Major gaps- 50%
Timely production of humanitarian analytical products that support strategic response planning and HCT advocacy, including the HNO.	SO 1,2,3	GS & WB	Frequency of updates on geographic and thematic humanitarian snapshots produced, on country-wide dashboards and snapshots; other relevant analysis.	N/A	Ad hoc	Quarterly	On target	On track- 100%
	SO 1,2,3	GS & WB	Humanitarian profile updated for oPt (including cluster specific gender data and needs analysis).	N/A	Yes	Once a year	In progress	On track- 100%
Regular monitoring by clusters on progress against HRP agreed objectives and indicators.	SO 1,2,3	GS & WB	Frequency clusters report on progress towards sector objectives/targets using established monitoring framework.	N/A	Annually	Quarterly	On target	On track- 100%
Ensure further gender mainstreaming in the HRP	SO 1,2,3	GS & WB	% of total budget of funded projects that have the gender marker code 2B (principal objective).	N/A	0.4%	2%	xx	Major Gaps - 0.8%
	SO 1,2,3	GS & WB	% of number of HRP gender focused projects disaggregated by 2A and 2B.	N/A	64%	75%	75%	On track- 100%
Establishing inter-cluster and cluster specific preparedness and response standards.	SO 1,2,3	GS & WB	Cluster winter and contingency plans are in place.	N/A	Ad-hoc	In place and ready to use	Not yet	No Progress- 0%
Strengthened preparedness measures within existing coordination mechanisms and stockpiles to ensure needs arising from sudden emergencies are addressed in a timely and predictable manner.	SO 1,2,3	GS & WB	Frequency of oPt IACP and stockpiling matrix updated.	N/A	Ad hoc	Twice a year	GS: yes WB: Not yet	Major gaps- 50%
	SO 1,2,3	GS & WB	Frequency of HCT emergency simulations.	N/A	Once every two years	Once a year	GS: Not yet WB: Not yet	No Progress-0%
Strategically use HPF in a timely manner to support humanitarian action.	SO 1,2,3	GS & WB	% of pooled funding resources directed to HRP top priority projects.	N/A	71%	85%	90%	On Track - 110%
Strengthen advocacy and communication policy.	SO 1,2,3	GS & WB	% of HPF funds allocated to national partners or to projects in partnership with a national partner.	N/A	59%	75%	78%	On Track - 104%
	SO 1,2,3	GS & WB	# of HCT Advocacy Working Group meetings.	N/A	12	12	6	Major gaps- 50%
	SO 1,2,3	GS & WB	# of joint or coordinated HCT advocacy events.	N/A	11*	8	7	On Track - 100%

ROLES AND RESPONSIBILITIES

Cluster	Coordinator Co-Facilitator	Government Counterpart	Organisations	Location(s) of interventions
 Coordination and common services	OCHA	xxx	N/A	Gaza Strip and West Bank
 Education	UNICEF Save the Children (SC)	MOEHE	35	Gaza Strip and West Bank
 Food security and livelihoods	FAO WFP	MoA MoSD	45	Gaza Strip and West Bank
 Health and Nutrition	WHO	MoH	53	Gaza Strip and West Bank
 Shelter and NFIs	NRC	MOSA and MoPWH	20	Gaza Strip and West Bank
 Protection	OHCHR UNICEF (Child Protection)	MOSD and MoH	160	Gaza Strip and West Bank
 Water, sanitation and hygiene	UNICEF	PWA	15	Gaza Strip and West Bank

END NOTES

1. The Education cluster has provided protective presence in the West Bank to 7,376 children (29% girls) and 638 adults every month from the beginning of the year until the summer break in June.
2. This is the sum total of individuals reached with each type of main protection interventions for example legal aid, Child Protection, MHPSS, GBV, ERW awareness. It excludes those that benefit from advocacy-type activities. There is likely overlap between the categories – people who receive more than one type of support such as MHPSS and legal aid. The result is an unavoidable and unknowable amount of double counting.
3. The cluster does not attempt to predict the number of violations that will occur in the reporting period. The “baseline” is actually a reflection of last year’s incidents documented.
4. The baseline is the achievement of last year
5. The target is the estimated number of outstanding cases since the 2014 Gaza war (i.e., the total minus those dealt with in 2015).
6. Refer to first paragraph in this page for details.
7. 132,266 people were covered with projects inside and outside the HRP as well as with last year carryover. If only counting HRP 2016 projects the coverage figure will be 101,620 – an additional 30,646 where covered outside HRP/through carry over funding (23%).
8. Figures consolidated from PMR 2015, VPP Survey 2015, HNO 2015 (average HH size in Palestine is 5.2 persons as per PCBS 2013 <http://www.pcbs.gov.ps/site/512/default.aspx?tabID=512&lang=en&ItemID=1165&mid=3172&wversion=Staging>)
9. Figures consolidated from VPP survey 2015, HNO 2016
10. UNICEF, oPt
11. HNO 2016
12. Education Cluster
13. PMR 2015
14. CMWU, Gaza
15. The number is reported by WASH partners in Gaza Strip. The number is relatively high because those interventions are conducted in winter seasons which are coming between two HRP cycles (2015 and 2016). Therefore, there is carry-over activities and the number got higher.
16. PMR 2015
17. HNO 2016
18. The cluster transition is underway, the support to achieve a fully cluster transition is being provided by UNICEF to PWA.



OCHA

United Nations Office
for the Coordination of
Humanitarian Affairs
occupied Palestinian territory

P. O. Box 38712
East Jerusalem 9138602
www.ochaopt.org

Tel. +972 (0)2 582 9962
Fax +972 (0)2 582 5841
ochaopt@un.org