



A Palestinian family forced to demolish their home in Jabal al Mukabbir, East Jerusalem. ©Photo by OCHA, 1 February 2023

HIGHLIGHTS

- During the first quarter of 2023, a total of 290 structures were demolished/seized and 413 people were displaced. This represents a 46 and 78 per cent increase, respectively, compared with the same period in 2022, which already saw the highest number of demolitions recorded in the West Bank, including East Jerusalem, since 2016.
- Forty-three of the structures demolished during the reporting period were provided as humanitarian aid. A further eleven are at risk of demolition due to stop-work orders.
- The number of demolished structures in East Jerusalem during the first quarter of 2023 is more than double the same period in 2022 and is the highest since April 2019.
- During the first quarter of 2023, two donor-funded schools became at increased risk of imminent demolition in Bethlehem and Ramallah governorates.

OVERVIEW

During the first quarter of 2023, Israeli authorities demolished, forced people to demolish or seized 290 Palestinian-owned structures across the West Bank, including East Jerusalem. All but nineteen (19) of the structures were targeted for lacking building permits, which are nearly impossible for Palestinians to obtain. As a result, 413 people, including 194 children, were displaced, and the livelihoods or access to services of over 11,000 others were affected. The number of structures targeted in the first quarter of 2023 have increased by 46 per cent compared with the same period in 2022, which already saw the highest number of demolitions recorded in the West Bank, including East Jerusalem, since 2016.

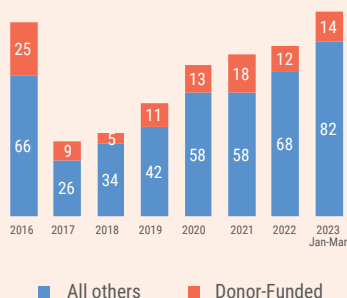
Donor-funded structures. Forty-three (43) of the targeted structures, all located in Area C communities, had been provided as humanitarian aid. An additional eleven donor-funded structures, including two elementary schools, received stop-work orders. The total number of donor-funded structures targeted since the beginning of 2023 (43) is 26 per cent higher than during the same period in 2022 (34 structures).

Critical incidents. During the reporting period, the incident that resulted in the most structures demolished occurred on 27 February, in Lifjim community in Nablus. Citing the absence of Israeli-issued building permits, the Israeli authorities demolished 15 donor-funded structures. As a result, three households comprising 17 people, including ten children, were displaced and the livelihoods of another 14 people, including eight children, were affected. The incident that affected the largest number of people took place on 23 January, when Israeli authorities sealed off an under-construction water well in Habla (Qalqilya) in Area B, without prior notification. The well would have been the sole drinking water and irrigation source for about 5,000 dunums of cultivated land. Some 8,000 Palestinians from 1,300 families in three surrounding villages were affected.

Residential structures. More than 35 per cent (102 structures) of all structures targeted (demolished and seized) in the first quarter of 2023 were residential, resulting in the displacement of 413 Palestinians, including 194 children. This is 78 per cent higher than the number of people displaced during the same period in 2022. Seventeen of the affected homes were donor funded humanitarian assistance to seventeen Palestinian households in seven communities. Four of these households were displaced for the third time since February 2022 in the herder community of Mantiqat Sh'ib Al Butum community, near Yatta in southern Hebron.

Non-residential structures. All of the nonresidential structures that were targeted between January and March (188 structures), supported the agricultural, herding and commercial

STRUCTURES DEMOLISHED/SEIZED



JAN-MAR FIGURES

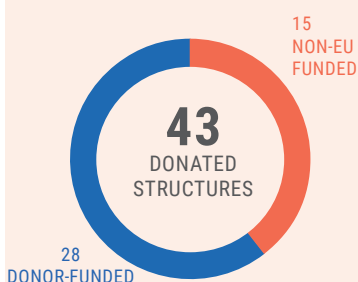
STRUCTURES DEMOLISHED/SEIZED

East Jerusalem	79
Area C	197
Area B	5
Area A	9

PEOPLE AFFECTED

Displaced	413
Otherwise affected	11,266

ASSISTANCE DEMOLISHED/SEIZED IN 2023



livelihoods of communities, including animal shelters, storage rooms, and agricultural road. Twenty-six of these structures were donor-funded humanitarian aid delivered to eleven Area C communities in response to previous demolitions.

Firing Zones. Nearly 70 per cent of all affected structures in the first quarter of 2023 (197 of 290) were in communities partially or entirely located in Area C. Among the most affected were four Palestinian herding communities located in Israeli-designated 'firing zones.' Nearly 30 per cent of Area C is designated as such, and the 38 Palestinian communities in these military training areas are among the most vulnerable in the West Bank, with limited access to essential services and basic infrastructure. In the herding communities of Zatarah al Kurshan in Bethlehem, Isfey al Fauqa, Idhna and Beit Ula (all in Hebron), the Israeli authorities demolished 16 structures, three of which were donor funded as humanitarian assistance in response to previous demolitions. As a result, twelve people were displaced and five people were otherwise affected.

Military order 1797. Additionally, in the Area C communities of Beit Fajjar and Al Fureidis (both in Bethlehem), Hebron city and Arab al Fureijat (Hebron), Al 'Auja (Jericho), and Deir 'Ammar (Ramallah), the Israeli authorities demolished a total of nine structures based on Military Order 1797, which provides only a 96-hour notice and very limited grounds for legally challenging a demolition. This resulted in the displacement of one household, comprising three people, including one child, and affected another nine households, comprising 103 people, including 32 children. A total of 237 Palestinian-owned structures have been demolished based on this order, since it came into effect in July 2019.

Seizure procedures. Twenty-five structures out of the 197 structures targeted (demolished and seized) in Area C of the West Bank were seized by the Israeli authorities without warning, which prevented the owners from being able to object in advance. This is a significant decrease compared with the 35 per cent in 2021, and 20 per cent in 2020. Seizure procedures enable the authorities not to provide prior notice, thus preventing affected people from objecting in advance.

Schools at risk of demolition. During the reporting period, two donor-funded schools in Bethlehem and Ramallah were put at increased risk of imminent demolition. On 8 March, an Israeli court ordered the immediate demolition (within 60 days) of a school in the herding community of Jubbet adh Dhib, in Bethlehem. The school was built in 2017 and serves more than 40 students (15 boys and 25 girls) from grades 1-4 from three different communities. Additionally, on 9 February, the Israeli civil administration issued two stop-work orders against a room and a water cistern that are part of a donor-funded school in Wadi As Seeq Bedouin community in Ramallah. The school was built in 2017 with support from an international NGO and opened to serve 82 students in grades 1-6 from Wadi as Seeq and three nearby communities. According to the Education Cluster, it is estimated that at least 58 schools in the West Bank (50 in Area C and 8 in East Jerusalem) have pending demolition or stop-work orders. These schools serve around 6,500 students in the most vulnerable areas of the West Bank. At least seven out of the 58 schools are legally unprotected as their lawyers have exhausted all legal measures to protect the schools. The demolition of any of the schools jeopardizes the students' right to education. Last year, Israeli authorities carried out three full or partial demolitions of two schools in Area C. One, the Isfey Al Fouqa School—located in an area designated by the Israeli authorities as 'Firing Zone 918' in Masafer Yatta (Hebron), was demolished twice, impacting over 85 students (37 females) and 18 teachers.

East Jerusalem. In East Jerusalem, the Israeli authorities demolished or forced people to demolish 79 structures, all but three of the structures were targeted for lacking Israeli-issued building permits. This is double the number of structures demolished during the same period of 2022. February, saw the highest number of demolished structures in East Jerusalem in a single month since April 2019; with a total of 36 structures demolished, compared to a monthly average of eleven demolished in 2022. The communities most heavily affected were Jabal Mukabbir, and Hizma which both accounted for 40 per cent of demolition incidents in East Jerusalem during the first quarter of 2023. About 45 per cent of the structures demolished in East Jerusalem were homes, while agricultural or livelihood-related structures accounted for some 55 per cent of all demolitions in East Jerusalem.

Structures demolished by their owners. During the first quarter of 2023, 32 per cent of the structures demolished in East Jerusalem (24 out of 79 structures) were destroyed by their owners following the issuance of demolition orders, compared with 27 per cent in the previous five years. The proportion of structures destroyed by their owners represents a 37 per cent increase compared with the equivalent period in 2022. About one quarter of this year's demolished homes were reported in Jabal al Mukabbir area, resulting in the displacement of three households, comprising 22 people, including 14 children. These demolitions are supported through Israeli legislation which limits the authority of Israeli courts to intervene and enables the Jerusalem Municipality to exert pressure on families to demolish their properties themselves. In one such incident, in the Silwan area of East Jerusalem, the affected family paid around 100,000NIS in fines since 2017 for building without a permit before they received a final demolition order in February 2023, following which they were forced to self-demolish their home. In addition to demolitions on grounds of lacking a permit, Silwan is one of the neighborhoods most affected by settlement activity, with at least 470 Palestinians at risk of eviction due to legal action by settler organizations, out of at least 970 Palestinians in such a situation in all of East Jerusalem.

Risk of eviction from East Jerusalem. Furthermore, in East Jerusalem, on 15 March, the Israeli Supreme Court rejected a request to appeal by a Palestinian family (Sub-Laban/Gaith family) against eviction from their home in the Muslim Quarter of the Old City of Jerusalem where they have been living since 1954, and the transfer of the property to an Israeli settler organization. Two elderly members of the Sub-Laban/Gaith family currently reside in the family home, while six members, including two children of the same family were already evicted in January 2017. Forced evictions are a gross violation of human rights. Forced evictions resulting in displacement could amount to forcible transfer, which is a grave breach of the Fourth Geneva Convention.

According to OCHA, at least 218 Palestinian households have eviction cases filed against them so far, the majority initiated by settler organizations, placing at least 970 people, including 424 children, at risk of displacement.

Punitive demolition or sealing. Furthermore, during the first quarter of 2023, six Palestinian-owned homes and one agricultural-related structure were demolished or sealed by the Israeli authorities on punitive grounds, in response to Palestinian attacks targeting Israelis that occurred in 2022 and 2023. Three of these structures were in Area B, one in Area C and three in East Jerusalem. As a result, nine households were displaced (comprising 43 people, including 14 children) and 18 households were otherwise affected (comprising 92 people, including 51 children). These punitive demolitions are a form of collective punishment, prohibited under international law and often trigger confrontations and clashes between the Palestinian communities and Israeli forces. In 2023, clashes erupted during punitive demolitions, in which Israeli forces shot and killed four Palestinians, including one child, and injured 43 others.

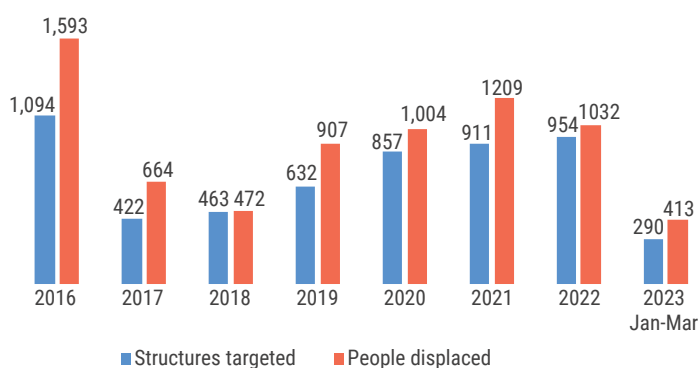
WEST BANK DEMOLITIONS / SEIZURES JANUARY-MARCH 2023

	Structures demolished	People displaced*		People Affected**	
		All	Children	All	Children
East Jerusalem	79	157	81	474	201
Area C	197	218	107	1,343	632
Area B	5	17	2	9,275	3,960
Area A	9	21	4	174	97
TOTAL**	290	413	194	11,266	4,890

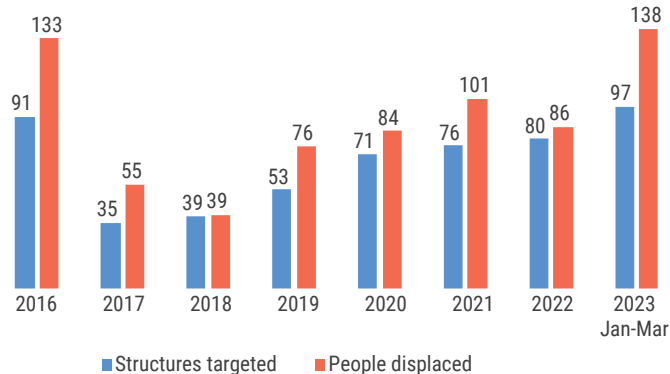
* Includes all people who had their habitual place of residence demolished.

** Includes all people who had any of their property, other than their residence, demolished. "Displaced" and "affected" are mutually exclusive categories, i.e., people counted under the former are not included in the latter.

TOTAL STRUCTURES TARGETED AND PEOPLE DISPLACED



MONTHLY AVERAGES OF STRUCTURES TARGETED AND PEOPLE DISPLACED



DEMOLITION/SEIZURE OF DONOR-FUNDEDAID STRUCTURES JAN-MAR 2023

Date	Community	Governorate	Type of structure	Number of structures	Type of incident	Estimated cost in euros
January 3, 2023	Mantiqat Sh'ib Al Butum	Hebron	Water systems	4	Demolition	6,000.00
January 3, 2023	Mantiqat Sh'ib Al Butum	Hebron	Residential Structures	4	Demolition	14,689.68
January 3, 2023	Isfey al Fauqa	Hebron	livelihood tents	2	Seizure	N/A
January 5, 2023	Arab al Ka'abneh	Nablus	Agricultural road	1	Demolition	N/A
January 12, 2023	Duma	Nablus	Agricultural Structure	1	Demolition	N/A
January 18, 2023	Tatrit	Hebron	Agricultural Structure	1	Demolition	3,406.52
January 22, 2023	Artas	Bethlehem	Agricultural Structure	1	Demolition	3,406.52
January 23, 2023	Az Za'ayem Bedouins	Jerusalem	Agricultural structure	1	Seizure	3,634.81
February 12, 2023	Fasayil Al Wusta	Jericho	Residential caravan and latrine	2	Demolition	8,879.15
February 22, 2023	Wadi Al Jimel	Jerusalem	Residential Structure	1	Demolition	3,067.80
February 23, 2023	Idhna	Hebron	Agricultural structure	1	Demolition	3,406.52
February 27, 2023	Lifjim	Nablus	2 Residential tents and 4 livelihood tents	6	Demolition	5,938.47
February 27, 2023	Lifjim	Nablus	4 Residential tents and 4 livelihood tents and 1 mobile latrine	9	Demolition	N/A
March 1, 2023	Humsa - Al Jufeh	Nablus	Residential tent	1	Demolition	N/A
March 6, 2023	Mantiqat Sh'ib Al Butum	Hebron	4 residential caravans, one mobile latrine.	5	Demolition	22,998.36
March 6, 2023	Mantiqat Sh'ib Al Butum	Hebron	Agricultural structures	1	Demolition	N/A
March 28, 2023	Al Muntar	Jerusalem	Agricultural structures	2	Seizure	6,607.81
Total				43		82,035.64

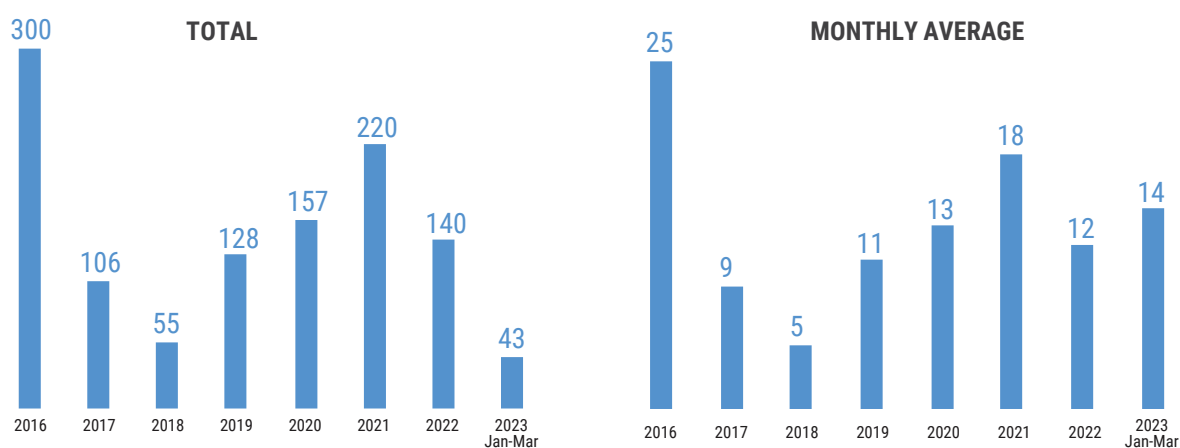
DEMOLITION/STOP-WORK ORDERS AFFECTING DONOR-FUNDED AID STRUCTURES JAN-MAR

Date	Community	Governorate	Type of structure	Number of structures	Type of incident	Estimated cost in euros
January 10, 2023	Ma'in	Hebron	Agricultural Structure	1	Stop Working Order	3,406.52
February 9, 2023	Wadi As Seeq	Ramallah	Elementary School	1	Stop Working Order	92,230.60
February 9, 2023	Wadi As Seeq	Ramallah	Elementary School cistern	1	Stop Working Order	11,920.00
February 20, 2023	Al 'Aqaba	Tubas	Raw materials for residential structure	0	Stop Working Order	5,339.13
February 20, 2023	An Nabi Elyas	Qalqilya	Agricultural Structure	1	Stop Working Order	3,387.50
March 6, 2023	Jubbet adh Dhib	Bethlehem	1 water cistern and 4 concrete latrines	5	Notice of Intention to Demolish	9,187.00
March 6, 2023	Idhna	Hebron	Agricultural structure	1	Stop Working Order (destruction of archaeological site)	3,097.41
March 28, 2023	Abu al 'Urqan	Hebron	1 Animal shelter	1	Stop Working Order	2,632.00
Total				11		131,200.16

OTHER AFFECTED DONOR-FUNDED ITEMS JAN-MAR 2023

Date	Community	Governorate	Type of structure	Type of incident	Estimated cost in euros
January 6, 2023	Al Mughayyir	Ramallah	150 olive saplings	Destroyed or damaged as a result of SV	1,446.80
January 11, 2023	Kafr Ad Dik	Salfit	Agricultural structure (partially damaged)	Destroyed or damaged as a result of SV	1,006.00
January 14, 2023	Sinjil	Ramallah	60 olive sapling, 10 almond saplings, 20 grapevine sapling, 2 water tanks w/2 metal bases, and metal fence	Destroyed or damaged as a result of SV	1,040.91
January 27, 2023	Tarqumiya	Hebron	65 olive saplings	Destroyed or damaged as a result of SV	540.15
February 12, 2023	At Taybe community	Hebron	agricultural tool kit	Destroyed or damaged as a result of SV	127.00
February 19, 2023	Khirbet At Tawamin	Hebron	30 olive saplings and 3 water tanks	Destroyed or damaged as a result of SV	664.80
February 19, 2023	Saadet Tha'lah	Hebron	30 olive saplings	Destroyed or damaged as a result of SV	249.30
February 27, 2023	Ein al Hilwa - Wadi al Faw Community	Tubas	1 animal tent	Destroyed or damaged as a result of SV	2,379.00
March 4, 2023	Artas	Bethlehem	1 agricultural structure	Destroyed or damaged as a result of SV	3,265.31
Total			---		10,719.27

TARGETED DONOR-FUNDED AID STRUCTURES



* The amounts include the cost of items such as trees, water tanks, fencing units and uninstalled equipment, which are not counted as structures in OCHA's tracking system.