

DAY 334

Disclaimer: Figures that are yet-to-be verified by the UN are attributed to their source. Casualty numbers have been provided by the Ministry of Health (MoH) and the Israeli authorities. The fatality breakdowns currently cited are those that the MoH in Gaza has fully identified as of 1 August out of the higher number of casualties they report. The latest casualty updates are also available on the Health Cluster's [Unified Dashboard](#).

KEY FIGURES



40,861
Palestinian fatalities

Source: MoH Gaza



~1.9 million
internally displaced persons
(90% of Gaza)

UN estimate



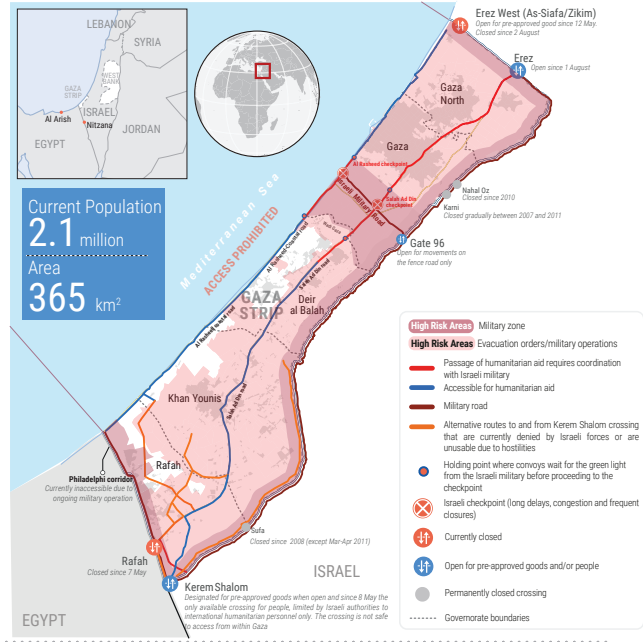
495K
People facing catastrophic levels
of food insecurity (IPC Phase 5).

Source: IPC projection for 1 May - 30 September 2024



0 hours
Full electricity blackout

Source: GEDCO

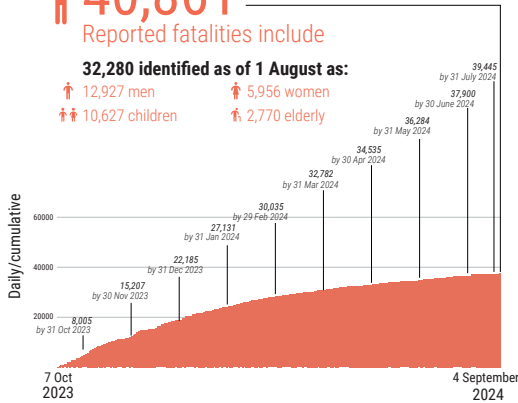


REPORTED CASUALTIES (Cumulative) as of 4 September 2024

Palestinians*

40,861
Reported fatalities include

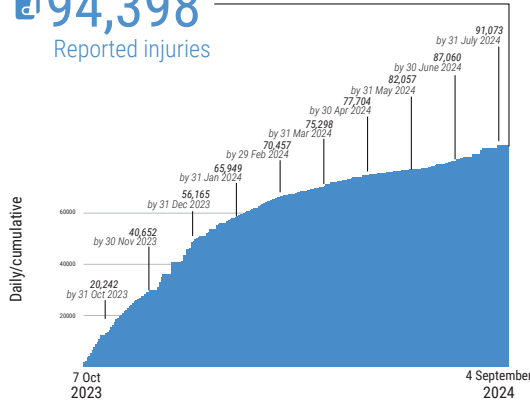
32,280 identified as of 1 August as:
 ↑ 12,927 men ↑ 5,956 women
 ↑ 10,627 children ↑ 2,770 elderly



Separately, more than 10,000 people reported missing or under the rubble (source: GMO and PCD).

*Source: MoH Gaza

94,398
Reported injuries



*Source: MoH Gaza

Israelis**

Israel
Over 1,200*** Reported fatalities
 1,162 identified fatalities, including at least 33 children

~5,400 Reported injuries

Gaza****
340 Reported fatalities **2,267** Reported injuries
 estimated 101 hostages remain in Gaza

** According to Israeli media citing official sources.

*** This includes fatalities on 7 October and the immediate aftermath, including foreign nationals.

**** The reported Israeli casualties are soldiers killed or injured since the start of the ground operation (source: Israeli military website).

FOOD SECURITY

- 96% of the analyzed population (2.15 million) is projected to face crisis or worse levels of food insecurity (IPC 3 or above), including:
 - 745K people facing emergency levels of food insecurity (IPC Phase 4).
 - 495K people facing catastrophic levels of food insecurity (IPC Phase 5).
- 60-70% of meat and dairy-producing livestock killed or prematurely slaughtered (source: FAO).
- 65% of cropland & 33% of greenhouse area damaged, (source: FAO, UNOSAT)
- ~70% of the fishing fleet destroyed (Food Security Sector, August 2024) *Source: IPC projection for 16 June - 30 September 2024

PROTECTION

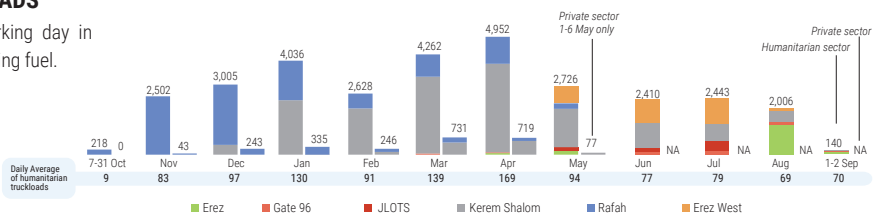
- >1 million children in need of mental health and psycho-social support, (source: UNICEF).
- ~17,000 children are unaccompanied or separated, (source: UNICEF).
- At least 295 aid workers killed (288 nationals, 7 foreigners), some in the line of duty, including:
 - 217 UN staff - UNRWA: 213; WHO: 1; UNDP: 1; UNOPS: 1; UNSS: 1.
 - 33 PRCs staff and volunteers, including 19 while on duty.
 - At least 45 other aid workers.
- 885 health workers, including some also counted under aid workers above (source: MoH Gaza).
- 82 Civil Defence staff killed while on duty (source: PCD).
- 172 journalists and media workers killed (source: GMO).

WATER AND SANITATION*

- All three water connection points (Mekero) coming from Israel are partially operational, producing 41,050 m³ per day.
- Two out of three water desalination plants are intermittently operational.
- 114,901 m³ of water produced and supplied on average per day between 19 August and 1 September, or just over a quarter of water supply prior to October 2023. This includes 68,920 m³ of water produced by water wells (municipal, UNRWA, private).
- 395,000 tons of accumulated solid waste and two central landfills remain inaccessible. *Source: WASH Cluster

INCOMING TRUCKLOADS*

The pre-crisis average per working day in 2023 was 500 truckloads, including fuel.



*Commercial trucks are not captured in the totals following 7 May, as the UN has been unable to directly observe the arrival of private sector cargo at Kerem Shalom crossing. Fuel is not included.

HEALTH*

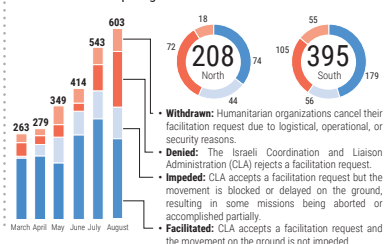
- 17 hospitals partially functional (3 in North Gaza, 7 in Gaza, 3 in Deir al Balah, 4 in Khan Younis)
- 19 out of 36 hospitals out of service.
- 9 field hospitals functional, including 4 fully and 5 partially (2 in Deir al Balah, 5 in Khan Younis, and 2 in Rafah)
- 44% of primary health care centres are partially functional (58 out of 132).
- 37% (10 out of 27) of UNRWA health centres are operational (source: UNRWA, as of 21 August).
- 15 Emergency Medical Teams (EMTs) deployed, including two in northern Gaza.
- ~995,000 cases of acute respiratory infections (as of 7 July).
- ~577,000 cases of acute watery diarrhea (as of 7 July).
- ~107,000 cases of acute watery jaundice syndrome.
- 42% (5,968 out of 14,275) of critical patients who submitted requests for medical evacuation were approved; these include 35% (5,019 out of 14,275) who were medically evacuated abroad as of 26 August.
- As of 26 August, it is estimated that 12,000 patients have not been evacuated since the closure of Rafah Crossing on 7 May. On four occasions, 124 patients along with 137 companions have been exceptionally evacuated via Kerem Shalom Crossing.

*Source: WHO, unless otherwise noted

REPORTED DAMAGE

- >60% of residential buildings & >80% of commercial facilities (source: World Bank, as of Jan 2024).
- 65% of the total road network (source: UNOSAT, as of 29 May).
- 190 UNRWA installations. (source: UNRWA).
- 130 ambulances (source: MoH Gaza).

HUMANITARIAN ACCESS (August)



NUTRITION*

- Over 96% of women and children aged 6-23 months are not meeting their nutrient requirements due to lack of minimum diet diversity.
- 346,000 children under five and 160,000 pregnant and breastfeeding women require feeding and micronutrient supplements.
- 50,000 children are estimated to require treatment for acute malnutrition in 2024. *Source: Nutrition Cluster

EDUCATION*

- ~625,000 students with no access to formal education.
- 9,839 students and 411 educational staff killed and >15,394 students and 2,411 teachers injured (source: MoE, as of 27 August).
- 85% of school buildings (477 out of 564) directly hit or damaged and require either full reconstruction or major rehabilitation (as of 6 July).

*Source: Education Cluster, unless otherwise noted

SHELTER*

- 1.5 m² average space per person in IDP shelters, below the minimum emergency indicator of 3.5m² per person
- ~100,000 households estimated to be in urgent need of shelter support. *Source: Shelter Cluster