

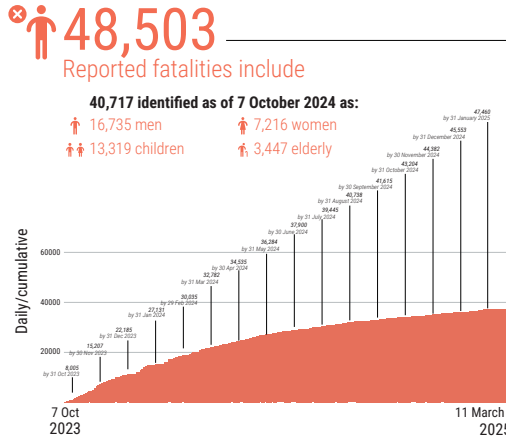
# REPORTED IMPACT SNAPSHOT | GAZA STRIP

11 March 2025 at 15:00

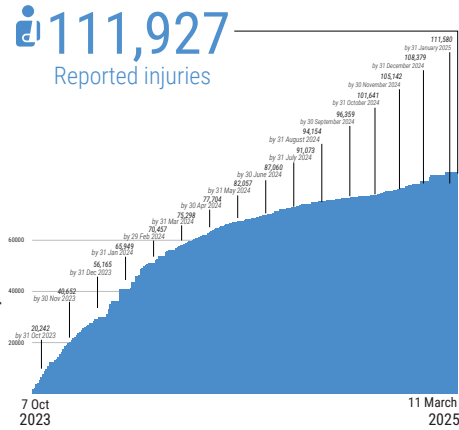
**Disclaimer:** Figures that are yet-to-be verified by the UN are attributed to their source. Casualty numbers have been provided by the Ministry of Health (MoH) and the Israeli authorities. The fatality breakdowns currently cited are those that the MoH in Gaza has fully identified as of 7 October 2024 out of the higher number of casualties they report. The latest casualty updates are also available on the Health Cluster's [Unified Dashboard](#).

## REPORTED CASUALTIES (Cumulative) as of 11 March 2025

### Palestinians\*



\*Source: MoH Gaza



\*Source: MoH Gaza

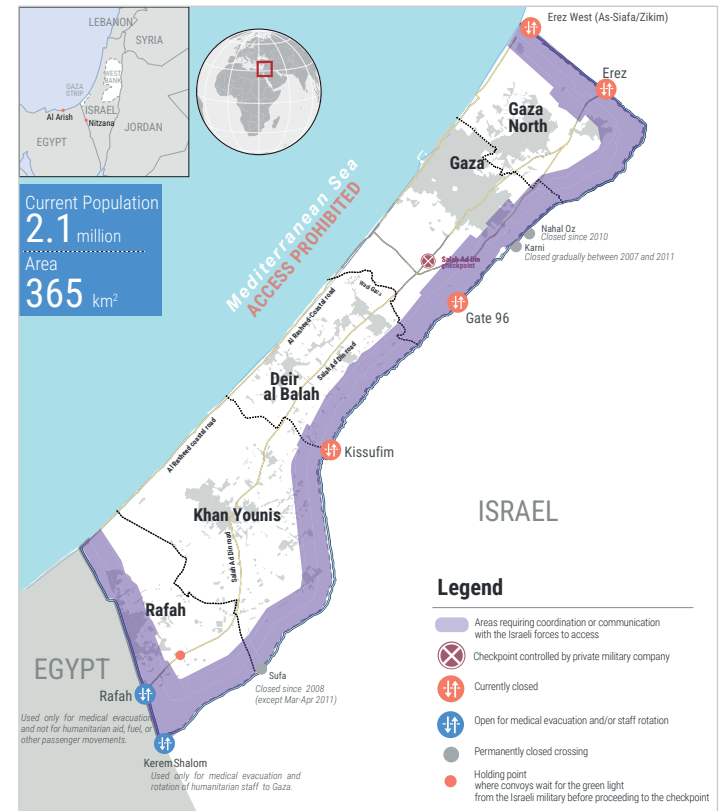
### Israelis\*\*



\*\* According to Israeli media citing official sources.

\*\*\* This includes fatalities on 7 October and the immediate aftermath, including foreign nationals.

\*\*\*\* The reported Israeli casualties are soldiers killed or injured since the start of the ground operation (source: Israeli military website).



## FOOD SECURITY

- 91% of the analyzed population (1.95 million) has been projected\* to face high levels of acute food insecurity classified in IPC Phase 3 (Crisis) or above, including:
  - 876K people facing emergency levels of food insecurity (IPC Phase 4).
  - 345K people facing catastrophic levels of food insecurity (IPC Phase 5).
- 82% of croplands, 55% of on-farm irrigation systems and 78% of greenhouses damaged (source: IRDNA, issued in February 2025).
- 72% of the fishing fleet destroyed (Food Security Sector, December 2024).
- 95% (~15,000) of Gaza's cattle have died, with nearly all calves slaughtered, 43% (<25,000) sheep, 37% (~3,000) goats, and 1% (34,000) birds remain alive, (source, FAO assessment, as of December 2024).
- ~68% of agricultural wells damaged (source: FAO, 31 December 2024).

Source: IPC Projection, November 2024 - April 2025 (assessed as of October 2024)

## NUTRITION\*

- >92% of children aged 6-23 months and pregnant and breastfeeding women are not meeting their nutrient requirements due to lack of minimum dietary diversity.
- 290,000 children under five and 150,000 pregnant and breastfeeding women require feeding and micronutrient supplements.
- >60,000 children are estimated to require treatment for acute malnutrition in 2025.

\*Source: Nutrition Cluster

## SHELTER\*

- 436,000 of housing units (92%) are destroyed (160,000) or severely/partially damaged (276,000).
- 1,875,000 people in need of emergency shelter and essential household items.
- 945,000 people in need of winterization support.

\*Source: Shelter Cluster

## PROTECTION

- >1 million children in need of mental health and psycho-social support (source: UNICEF).
- 62% of people don't have access to legal documents proving property ownership (source: IRDNA, issued in February 2025).
- At least 387 aid workers killed (380 nationals, 7 foreigners), some in the line of duty, including:
  - 279 UN staff - UNRWA: 275; WHO: 1; UNDP: 1; UNOPS: 1; UNDSS: 1.
  - 34 PRCS staff and volunteers, including 19 while on duty.
  - At least 74 other aid workers.
- 1,060 health workers killed, including some also counted under aid workers above (source: MoH Gaza).
- 99 Civil Defence staff killed while on duty (source: PCD).
- 200 journalists and media workers killed (source: PJS).

## EDUCATION\*

- >658,000 school-aged children and 87,000 tertiary students are left without access to formal learning spaces (source: IRDNA, issued in February 2025).
- 12,467 students and 569 educational staff killed and >20,311 students and 2,703 teachers injured (source: MoE, as of 11 February 2025).
- At least 88% of school buildings (496 out of 564) require either full reconstruction or major rehabilitation (as of 1 December 2024).
- 51 university buildings destroyed and 57 damaged (source: MoE).
- >2,308 educational facilities, ranging from kindergartens to universities, have been destroyed (source: IRDNA, issued in February 2025).

\*Source: Education Cluster, unless otherwise noted

## HEALTH\*

- 60% (21 out of 35\*\*) of hospitals functional, including 1 fully and 20 partially (3 in North Gaza, 11 in Gaza city, 3 in Deir al Balah, 4 in Khan Younis).
- 9 field hospitals functional, including 5 fully and 4 partially (1 in Gaza, 3 in Deir al Balah, 3 in Khan Younis, and 2 in Rafah).
- 48% (72 out of 150) of primary health care centres functional, including 15 fully and 57 partially.
- 37% (10 out of 27) of UNRWA health centres functional (source: UNRWA, as of 3 March).
- 29 EMTs, including 2 in North Gaza, 3 in Gaza, 8 in Deir al Balah, 14 in Khan Younis, 1 in Rafah, and 1 for medical evacuations.
- Between 12,000 and 14,000 patients, including more than 4,500 children, require medical evacuation abroad. Between 1 February and 10 March 2025, 1,473 patients, including 579 children, and 2,223 companions have been evacuated outside Gaza.

\*Source: Health Cluster as 24 February 2025, unless otherwise noted

\*\* Two hospitals in Gaza city were merged into one facility

## WATER AND SANITATION\*

- 135,232 m³ of water produced and supplied on average per day between 16 February and 1 March, or about a third of water supply prior to October 2023.
- 89% of the WASH sector assets have been either destroyed or partially damaged (source: IRDNA, issued in February 2025).

\*Source: WASH Cluster unless otherwise noted

## REPORTED DAMAGE

- 69% of all structures are destroyed or damaged (source: UNOSAT, as of 1 December 2024).
- 88% of the 48,987 assessed entities in the commerce and industry sector in Gaza have been damaged or destroyed, including 22% damaged and 66% destroyed (source: IRDNA, issued in February 2025).
- 81% of the classified road network (primary, secondary, and tertiary roads) and 62% of the total road network (including agricultural roads) have been damaged or destroyed (source: IRDNA, issued in February 2025).