

DAY 292

Disclaimer: Figures that are yet-to-be verified by the UN are attributed to their source. Casualty numbers have been provided by the Ministry of Health (MoH) or the Government Media Office (GMO) in Gaza and the Israeli authorities. Previous data breakdowns provided in this snapshot of women and children killed were attributed to the GMO based on reported fatalities. The fatality breakdowns currently cited are those that the MoH in Gaza has fully identified as of 30 April out of the higher number of casualties they report.

KEY FIGURES



**39,145**  
Palestinian fatalities

Source: MoH Gaza



**~1.9 million**  
internally displaced persons  
(90% of Gaza)

UN estimate



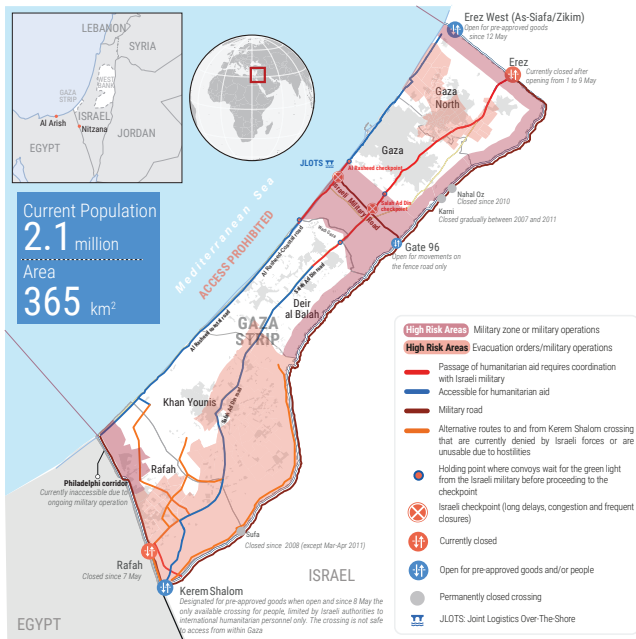
**495K**  
People facing catastrophic levels  
of food insecurity (IPC Phase 5).

Source: IPC projection for 1 May - 30 September 2024



**0 hours**  
Full electricity blackout

Source: GEDCO

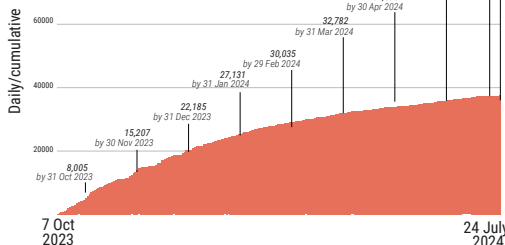


REPORTED CASUALTIES (Cumulative) as of 24 July 2024

Palestinians\*\*

**39,145**  
Reported fatalities include

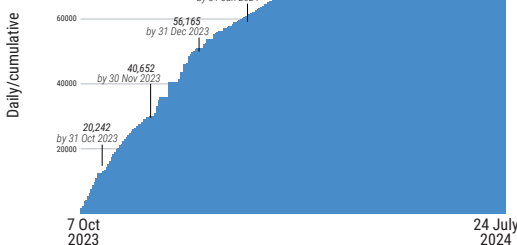
**24,686 identified, as of 30 April as:**  
 ↑ 10,006 men (40%)    ↑ 4,959 women (20%)  
 ↑ 7,797 children (32%)    ↑ 1,924 elderly (8%)



Separately, more than 10,000 people reported missing or under the rubble (source: GMO and PCD).

\*Source: MoH Gaza

**90,257**  
Reported injuries



\*Source: MoH Gaza

Israelis\*\*

**Israel**  
 Over **1,200** Reported fatalities  
 1,162 identified fatalities, including at least 33 children

**~5,400** Reported injuries

**Gaza\*\*\*\***  
 326 Reported fatalities    2,148 Reported injuries  
 estimated 120 hostages remain in Gaza

\*\* According to Israeli media citing official sources.  
 \*\*\* This includes fatalities on 7 October and the immediate aftermath, including foreign nationals.  
 \*\*\*\* The reported Israeli casualties are soldiers killed or injured since the start of the ground operation.

FOOD SECURITY

- 96% of the analyzed population (2.15 million) is projected to face crisis or worse levels of food insecurity (IPC 3 or above), including:
  - 745K people facing emergency levels of food insecurity (IPC Phase 4).
  - 495K people facing catastrophic levels of food insecurity (IPC Phase 5).
- 60-70% of meat and dairy-producing livestock killed or prematurely slaughtered (source: FAO).
- 63% of cropland & 33% of greenhouse area damaged, (source: FAO, UNOSAT)

\*Source: IPC projection for 16 June - 30 September 2024

PROTECTION

- ~1.9 million internally displaced persons, (UN estimate).
- >1 million children in need of mental health and psycho-social support, (source: UNICEF).
- ~17,000 children are unaccompanied or separated, (source: UNICEF).
- At least 278 aid workers killed (271 nationals, 7 foreigners), including:
  - 201 UN staff- UNRWA: 197; WHO: 1; UNDP: 1; UNOPS: 1; UNDGSS: 1.
  - 33 PRCS staff and volunteers, including 19 while on duty.
  - At least 44 other aid workers.
- 500 health workers killed, including at least 15 also counted: under aid workers above (source: MoH Gaza).
- 79 Civil Defence staff killed while on duty (source: PCD).
- 163 journalists and media workers killed (source: GMO).

HEALTH\*

- 16 hospitals partially functional (3 in North Gaza, 7 in Gaza, 3 in Deir al Balah, 3 in Khan Younis)
- 20 out of 36 hospitals out of service.
- 8 field hospitals functional, including 4 fully and 4 partially.
- 45% of primary health care centres are partially functional (48 out of 107).
- 38% (10 out of 26) of UNRWA health centres operational (source: UNRWA, as of 22 July).
- 13 Emergency Medical Teams (EMTs) deployed, including one in northern Gaza.
- ~995,000 cases of acute respiratory infections (as of 7 July).
- ~577,000 cases of diarrhea (as of 7 July).
- ~107,000 cases of acute jaundice syndrome.
- 42% (5,867 out of 13,877) of critical patients who submitted requests for medical evacuation were approved; these include: 35% (4,913) who were medically evacuated abroad as of 20 June.
- As of 24 July, it is estimated that 2,350 patients have not been evacuated since the closure of Rafah Crossing on 7 May, placing further stress on Gaza's few remaining health facilities.

\*Source: WHO, unless otherwise noted

REPORTED DAMAGE

- >60% of residential buildings & >80% of commercial facilities (source: World Bank, as of Jan 2024).
- 65% of the total road network (source: UNOSAT, as of 29 May).
- 189 UNRWA installations. (source: UNRWA).
- 130 ambulances (source: MoH Gaza).

NUTRITION\*

- Over 96% of women and children aged 6-23 months are not meeting their nutrient requirements due to lack of minimum diet diversity.
- 346,000 children under five and 160,000 pregnant and breastfeeding women require feeding and micronutrient supplements.
- >50,000 children are estimated to require treatment for acute malnutrition in 2024.

\*Source: Nutrition Cluster

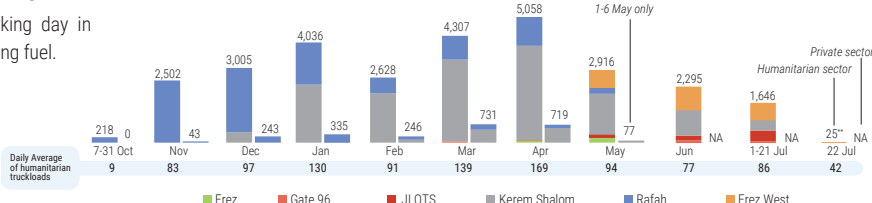
WATER AND SANITATION\*

- Three water pipelines coming from Israel are partially operational. The third pipeline, which went out of service on 1 July due to damage, resumed operations on 20 July.
- Two out of three water desalination plants are intermittently operational.
- 90,000 m<sup>3</sup> of water supplied on average per day between 8 and 21 July, or about a quarter of water supply prior to the war.
- ~340,000 tons of accumulated solid waste and two landfills remain inaccessible.

\*Source: WASH Cluster

INCOMING TRUCKLOADS\*

The pre-crisis average per working day in 2023 was 500 truckloads, including fuel.



\*Commercial trucks are not captured in the totals following 7 May, as the UN has been unable to directly observe the arrival of private sector cargo at Kerem Shalom crossing. Fuel is not included.

\*\*Figures for 22 July only cover humanitarian cargo via Erez West. No additional information is available as of the time of reporting.

EDUCATION\*

- ~625,000 students with no access to education.
- 8,719 students and 397 educational staff (source: MoE, as of 23 July)
- 88% of all school buildings (497 out of 563) sustained some level of damage, including 54% directly hit (as of 3 May).
- 69% of school buildings used as IDP shelters (238 out of 345) were directly hit or damaged (as of 3 May).

\*Source: Education Cluster, unless otherwise noted

SHELTER\*

- 1.5 m<sup>2</sup> average space per person in IDP shelters, below the minimum standard of 3.5 m<sup>2</sup> per person.
- ~100,000 households estimated to be in urgent need of shelter support.

\*Source: Shelter Cluster