

DAY 224

Disclaimer: Figures that are yet-to-be verified by the UN are attributed to their source. Casualty numbers have been provided by the Ministry of Health or the Government Media Office (GMO) in Gaza and the Israeli authorities. Previous data breakdowns provided in this snapshot of women and children killed were attributed to the GMO based on reported fatalities. The fatality breakdowns currently cited are those that the Ministry of Health (MoH) in Gaza has recently fully identified out of the higher number of casualties they report.

KEY FIGURES



35,303
Palestinian fatalities

Source: MoH Gaza



~1.7 million
internally displaced persons
(75% of Gaza)

Source: UNRWA



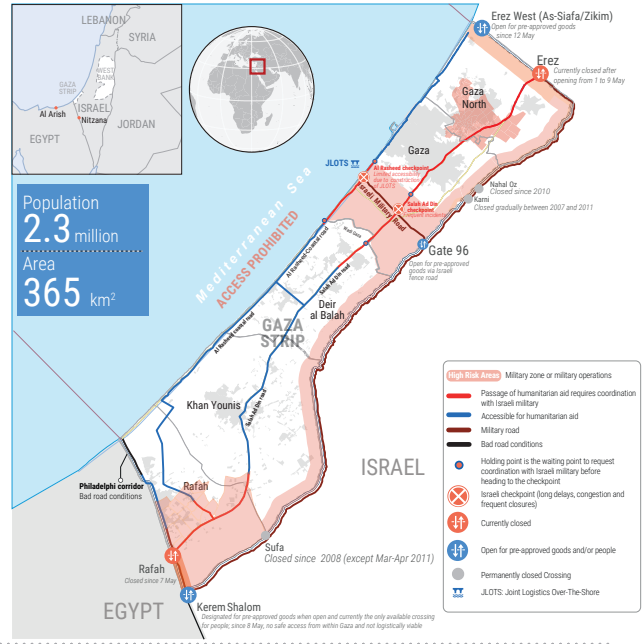
1.1 million
people projected to face catastrophic levels of food insecurity (IPC Phase 5)

Source: IPC projection for 16 March - 15 July 2024



0 hours
Full electricity blackout

Source: GEDCO

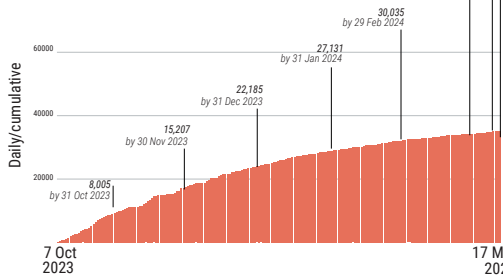


REPORTED CASUALTIES (Cumulative) as of 17 May 2024

Palestinians*

35,303
Reported fatalities include

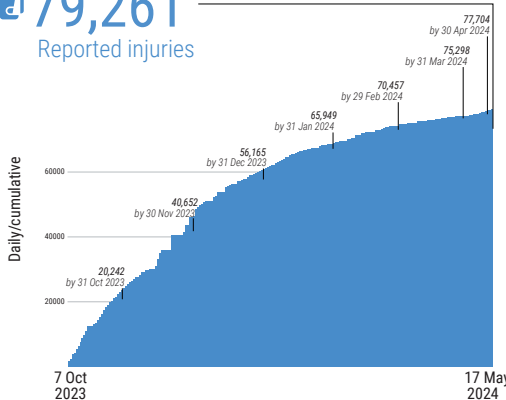
24,686 identified, as of 30 April as:
 ↑ 10,006 men (40%) ↑ 4,959 women (20%)
 ↑ 7,797 children (32%) ↑ 1,924 elderly (8%)



Not including more than 10,000 reported missing or under the rubble (source: GMO and PCD).

*Source: MoH Gaza

79,261
Reported injuries



*Source: MoH Gaza

Israelis**

Israel
Over 1,200*** Reported fatalities
 1,162 identified fatalities, including at least 33 children

~5,400 Reported injuries

Gaza****
279 Reported fatalities
1,723 Reported injuries
 estimated 132 hostages remain in Gaza

** According to Israeli media citing official sources
 *** This includes fatalities on 7 October and the immediate aftermath, including foreign nationals.

**** The reported Israeli casualties are soldiers killed or injured since the start of the ground operation.

HEALTH

- 15 partially functional hospitals: North Gaza 2, Gaza 5, Deir Al Balah 3, Khan Yunis 3, Rafah 2.
- 21 hospitals are out of service.
- 8 field hospitals functional (1 in Deir al Balah, 2 in Khan Yunis & 5 in Rafah).
- 71% of primary health care centres not functional (63 out of 89).
- >760,000 cases of acute respiratory infections (source: WHO).
- >410,000 cases of acute watery diarrhea (source: WHO).
- 18 Emergency Medical Teams (EMTs) deployed, including 2 in northern Gaza.
- 25% (6 out of 24) of UNRWA health centres are operational (source: UNRWA, as of 11 May).

FOOD SECURITY

- 265K people facing crisis levels of food insecurity (IPC Phase 3).*
- 854K people facing emergency levels of food insecurity (IPC Phase 4).*
- 1.1 million people facing catastrophic levels of food insecurity (IPC Phase 5).*
- 60-70% of meat and dairy-producing livestock killed or prematurely slaughtered (source: FAO).

* Source: IPC projection for 16 March - 15 July 2024

WATER AND SANITATION

- Three water pipelines coming from Israel are partially operational, providing about 1,650 m³ per hour.
- 83% of groundwater wells are not operating.
- Two of three main water desalination plants are partially functional.
- ~57% of assessed WASH facilities damaged/destroyed.
- ~270,000 tons of accumulated solid waste (source: Union of Gaza Strip Municipalities).

PROTECTION

- ~1.7 million internally displaced persons (IDPs).
- >1 million children in need of mental health and psycho-social support.
- ~17,000 children are unaccompanied or separated.
- At least 262 aid workers killed (255 nationals, 7 foreigners), including:
 - 193 UN staff - UNRWA: 189; WHO: 1; UNDP: 1; UNOPS: 1; UNDSS: 1.
 - 27 PRCS staff and volunteers, including 17 while on duty.
 - At least 42 other aid workers.
- 493 health workers killed, including at least 15 also counted under aid workers above (source: MoH Gaza).
- 69 Civil Defence staff killed while on duty (source: PCD).
- 147 journalists and media workers killed (source: GMO).

REPORTED DAMAGE

- >60% of residential buildings (source: World Bank, as of Jan 2024).
- >80% of commercial facilities (source: World Bank, as of Jan 2024).
- At least 3 churches and 247 mosques destroyed (source: GMO).
- 155 health facilities (source: MoH Gaza).
- 171 UNRWA installations (source: UNRWA).
- 130 ambulances (source: MoH Gaza).

NUTRITION

- ~31% of children under the age of two in northern Gaza suffer from acute malnutrition.
- ~10% of children under the age of two in Rafah suffer from acute malnutrition.
- >50,000 children are estimated to be acutely malnourished at present.

EDUCATION

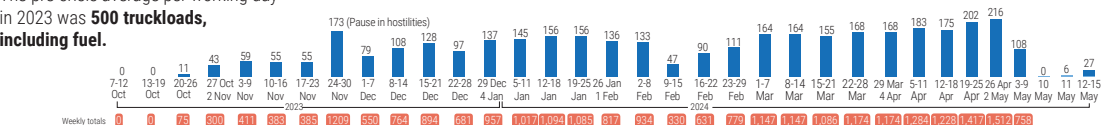
- 625,000 students with no access to education.
- >6,500 students and 301 educational staff killed (source: MoE, as of 14 May 2024)
- ~73% (408 out of 563) of school buildings were directly hit or damaged, of which 29% were UNRWA schools.
- ~60% (320 out of 563) of schools buildings have served as IDP shelters, of which 65% were directly hit or damaged.

SHELTER

- 1 square metre of average space per person in IDP shelters.
- 41% of shelters lack sufficient ventilation.
- 57% of shelters affected by rain and water infiltration.

INCOMING TRUCKLOADS*

The pre-crisis average per working day in 2023 was **500 truckloads**, including fuel.



*Supplies observed or registered by the UN as entering through Kerem Shalom or Rafah. Other incoming supplies are not currently captured.

Source: gazadashboard.unrwa.org