

DAY 257

Disclaimer: Figures that are yet-to-be verified by the UN are attributed to their source. Casualty numbers have been provided by the Ministry of Health (MoH) or the Government Media Office (GMO) in Gaza and the Israeli authorities. Previous data breakdowns provided in this snapshot of women and children killed were attributed to the GMO based on reported fatalities. The fatality breakdowns currently cited are those that the MoH in Gaza has recently fully identified out of the higher number of casualties they report.

KEY FIGURES



37,396
Palestinian fatalities

Source: MoH Gaza



~1.7 million
internally displaced persons
(75% of Gaza)

Source: UNRWA



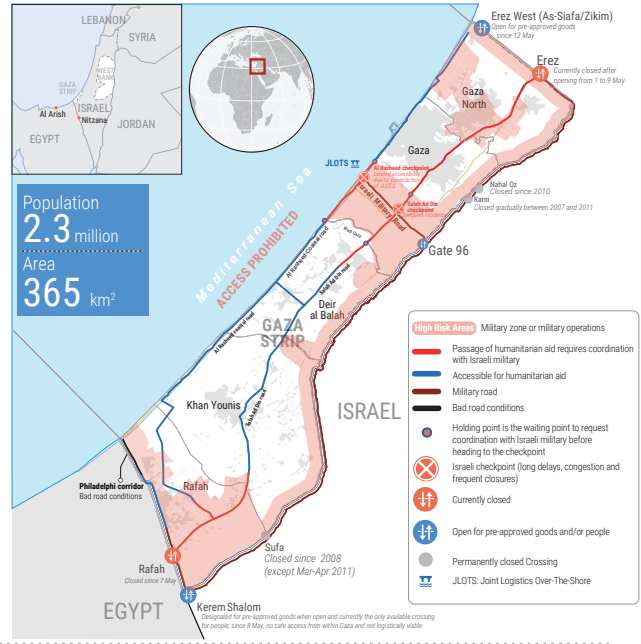
1.1 million
people projected to face catastrophic levels of food insecurity (IPC Phase 5)

Source: IPC projection for 16 March - 15 July 2024



0 hours
Full electricity blackout

Source: GEDCO



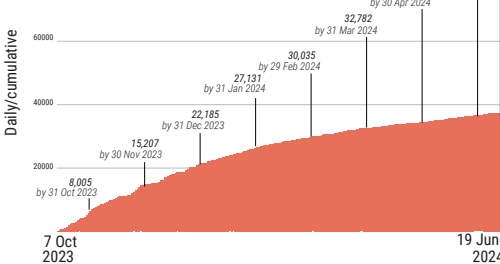
REPORTED CASUALTIES (Cumulative) as of 19 June 2024

Palestinians*

37,396
Reported fatalities include

24,686 identified, as of 30 April as:

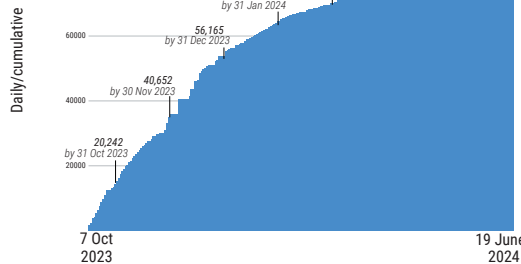
- ↑ 10,006 men (40%)
- ↑ 4,959 women (20%)
- ↑ 7,797 children (32%)
- ↑ 1,924 elderly (8%)



Separately, more than 10,000 reported missing or under the rubble (source: GMO and PCD).

*Source: MoH Gaza

85,523
Reported injuries



*Source: MoH Gaza

Israelis**

Israel
Over 1,200 Reported fatalities
1,162 identified fatalities, including at least 33 children

~5,400 Reported injuries

Gaza****
310 Reported fatalities
1,947 Reported injuries
estimated 120 hostages remain in Gaza

** According to Israeli media citing official sources
 *** This includes fatalities on 7 October and the immediate aftermath, including foreign nationals.
 **** The reported Israeli casualties are soldiers killed or injured since the start of the ground operation.

FOOD SECURITY

- 265K people facing crisis levels of food insecurity (IPC Phase 3).
- 854K people facing emergency levels of food insecurity (IPC Phase 4).
- 1.1 million people facing catastrophic levels of food insecurity (IPC Phase 5).
- 60-70% of meat and dairy-producing livestock killed or prematurely slaughtered (source: FAO).

* Source: IPC projection for 16 March - 15 July 2024

PROTECTION

- ~1.7 million internally displaced persons, (source: UNRWA).
- >1 million children in need of mental health and psycho-social support, (source: UNICEF).
- ~17,000 children are unaccompanied or separated, (source: UNICEF).
- At least 273 aid workers killed (266 nationals, 7 foreigners), including:
 - 197 UN staff - UNRWA: 193; WHO: 1; UNDP: 1; UNOPS: 1; UNDSS: 1.
 - 33 PRCS staff and volunteers, including 19 while on duty.
 - At least 43 other aid workers.
- 498 health workers killed, including at least 15 also counted under aid workers above (source: MoH Gaza).
- 70 Civil Defence staff killed while on duty (source: PCD).
- 151 journalists and media workers killed (source: GMO).

WATER AND SANITATION*

- Three water pipelines coming from Israel are partially operational.
- Two out of three water desalination plants are operational.
- 95,000m³ to 108,000 m³ of water per day produced.
- ~340,000 tons of accumulated solid waste and two landfills remain inaccessible.

*Source: WASH Cluster

HEALTH*

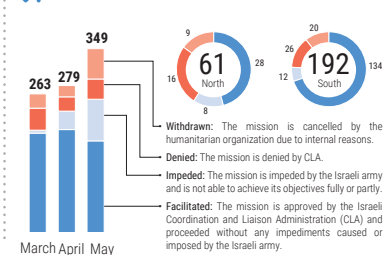
- 17 hospitals partially functional (3 in North Gaza, 7 in Gaza, 3 in Deir al Balah, 4 in Khan Younis).
- 19 out of 36 hospitals are out of service.
- 7 field hospitals, including 4 fully functional and 3 partially functional.
- 39% of primary health care centres are partially functional (38 out of 97).
- 25% (6 out of 24) UNRWA health centres operational (source: UNRWA, as of 9 June).
- 11 Emergency Medical Teams (EMTs) deployed, none in northern Gaza.
- >865,000 cases of acute respiratory infections (as of 26 May).
- >485,000 cases of diarrhoea, incl. >113,600 children under five (as of 26 May).
- 46% (5,857 out of 12,760) of critical patients who submitted requests for medical evacuation were approved; these include 38% (4,895) who were medically evacuated abroad as of 7 May.
- As of 8 June, 1,550 patients (an average of 50 per day) have not been evacuated since the closure of Rafah Crossing, placing further stress on Gaza's few remaining health facilities.

*Source: WHO, unless otherwise noted

REPORTED DAMAGE

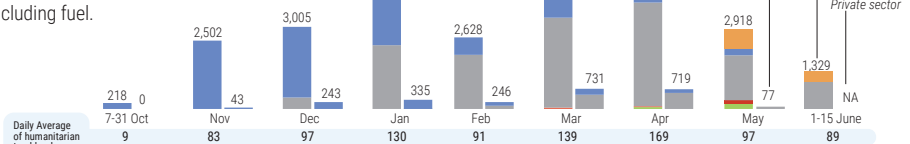
- >60% of residential buildings (source: World Bank, as of Jan 2024).
- >80% of commercial facilities (source: World Bank, as of Jan 2024).
- 155 health facilities (source: MoH Gaza).
- 187 UNRWA installations. (source: UNRWA).
- 130 ambulances (source: MoH Gaza).

HUMANITARIAN ACCESS (1-18 June)



INCOMING TRUCKLOADS*

The pre-crisis average per working day in 2023 was 500 truckloads, including fuel.



*Commercial trucks are not captured in the totals following 7 May, as the UN has been unable to directly observe the arrival of private sector cargo at Kerem Shalom crossing. Fuel is not included.

EDUCATION*

- ~625,000 students with no access to education.
- > 7,030 students and 378 educational staff killed (source: MoE, as of 11 June)
- 88% of all school buildings (497 out of 563) sustained some level of damage, including 54% directly hit (as of 3 May).
- 69% of school buildings used as IDP shelters (238 out of 345) were directly hit or damaged (as of 3 May).

*Source: Education Cluster, unless otherwise noted

SHELTER*

- 1.5 m² average space per person in IDP shelters, below the minimum standard of 3.5 m² per person.
- ~100,000 households estimated to be in urgent need of shelter support.

*Source: Shelter Cluster