

**DAY 231**

**Disclaimer:** Figures that are yet-to-be verified by the UN are attributed to their source. Casualty numbers have been provided by the Ministry of Health (MoH) or the Government Media Office (GMO) in Gaza and the Israeli authorities. Previous data breakdowns provided in this snapshot of women and children killed were attributed to the GMO based on reported fatalities. The fatality breakdowns currently cited are those that the MoH in Gaza has recently fully identified out of the higher number of casualties they report.

## KEY FIGURES



**35,800**  
Palestinian fatalities

Source: MoH Gaza



**~1.7 million**  
internally displaced persons  
(75% of Gaza)

Source: UNRWA



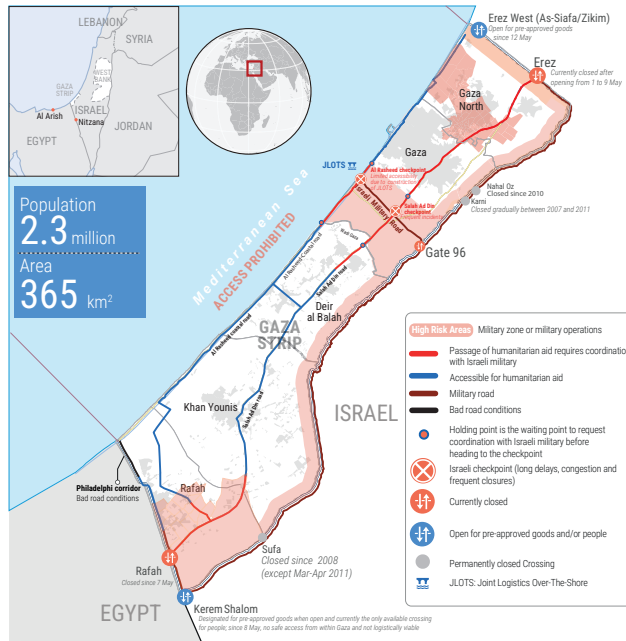
**1.1 million**  
people projected to face catastrophic levels of food insecurity (IPC Phase 5)

Source: IPC projection for 16 March - 15 July 2024



**0 hours**  
Full electricity blackout

Source: GEDCO



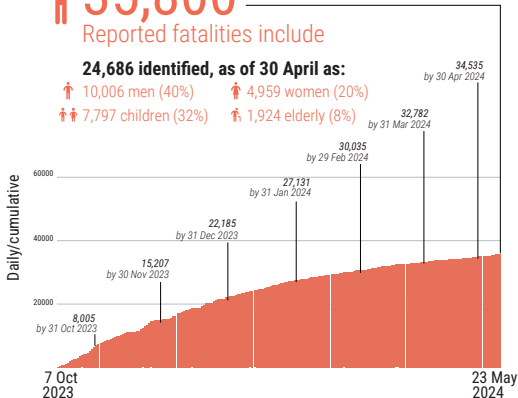
## REPORTED CASUALTIES (Cumulative) as of 23 May 2024

### Palestinians\*

**35,800**  
Reported fatalities include

**24,686 identified, as of 30 April as:**

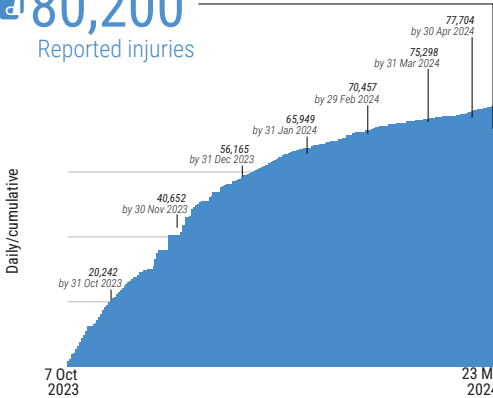
- ↑ 10,006 men (40%)
- ↑ 4,959 women (20%)
- ↑ 7,797 children (32%)
- ↑ 1,924 elderly (8%)



Not including more than 10,000 reported missing or under the rubble (source: GMO and PCD).

\*Source: MoH Gaza

**80,200**  
Reported injuries



\*Source: MoH Gaza

### Israelis\*\*

**Israel**  
**Over 1,200** Reported fatalities  
1,162 identified fatalities, including at least 33 children

**~5,400** Reported injuries

**Gaza\*\*\*\***  
**285** Reported fatalities  
**1,781** Reported injuries  
estimated 125 hostages remain in Gaza

\*\* According to Israeli media citing official sources

\*\*\* This includes fatalities on 7 October and the immediate aftermath, including foreign nationals.

\*\*\*\* The reported Israeli casualties are soldiers killed or injured since the start of the ground operation.

### HEALTH\*

- 15 partially functional hospitals (1 in North Gaza, 6 in Gaza, 3 in Deir Al Balah, 3 Khan Younis, 2 in Rafah).
- 21 hospitals are out of service.
- 6 field hospitals functional (1 in Deir Al Balah, 2 in Khan Younis, 3 in Rafah).
- 65% of primary health care centers not functional (60 out of 93).
- ~800,000 cases of acute respiratory infections (as of 5 May).
- ~442,000 cases of diarrhea, including 111,070 children under 5 (as of 5 May).
- 14 Emergency Medical Teams (EMTs) deployed, with no teams in northern Gaza.
- 29% (7 out of 24) UNRWA health centres were operational. (source: UNRWA, as of 19 May).

\*Source: WHO, unless otherwise noted

### FOOD SECURITY

- 265K people facing crisis levels of food insecurity (IPC Phase 3).
- 854K people facing emergency levels of food insecurity (IPC Phase 4).
- 1.1 million people facing catastrophic levels of food insecurity (IPC Phase 5).
- 60-70% of meat and dairy-producing livestock killed or prematurely slaughtered (source: FAO).

\* Source: IPC projection for 16 March - 15 July 2024

### WATER AND SANITATION\*

- Three water pipelines coming from Israel are partially operational, providing 31,200 m3 per day.
- ~60% of assessed WASH infrastructure destroyed or damaged.
- Two of three main water desalination plants are partially functional.
- ~270,000 tons of accumulated solid waste (source: Union of Gaza Strip Municipalities).

\*Source: WASH Cluster, unless otherwise noted

### PROTECTION

- ~1.7 million internally displaced persons, (source: UNRWA).
- >1 million children in need of mental health and psycho-social support, (source: UNICEF).
- ~17,000 children are unaccompanied or separated, (source: UNICEF).
- At least 264 aid workers killed (257 nationals, 7 foreigners), including:
  - 193 UN staff - UNRWA: 189; WHO: 1; UNDP: 1; UNOPS: 1; UNDSS: 1.
  - 29 PRCS staff and volunteers, including 17 while on duty.
  - At least 42 other aid workers.
- 493 health workers killed, including at least 15 also counted under aid workers above (source: MoH Gaza).
- 69 Civil Defence staff killed while on duty (source: PCD).
- 147 journalists and media workers killed (source: GMO).

### REPORTED DAMAGE

- >60% of residential buildings (source: World Bank, as of Jan 2024).
- >80% of commercial facilities (source: World Bank, as of Jan 2024).
- 155 health facilities (source: MoH Gaza).
- 172 UNRWA installations (source: UNRWA).
- 130 ambulances (source: MoH Gaza).

### MOVEMENT AND ACCESS

- Between 1 and 23 May, 28 humanitarian aid missions to northern Gaza were facilitated by the Israeli authorities, 5 were denied access, 19 were impeded, and 9 were cancelled. Moreover, 83 aid missions to areas in southern Gaza that require coordination were facilitated by the Israeli authorities, 26 were denied, 21 were impeded, and 29 were cancelled.
- 46 (5,957 out of 12,761) of critical patients who submitted requests for medical evacuation have been approved; these include 38 (4,895) who have been medically evacuated abroad. An estimated 700 patients (an average of 50 per day) have not been evacuated since the closure of Rafah Crossing, placing further stress on Gaza's few remaining health facilities (WHO, as of 18 May).

### NUTRITION\*

- ~31% of children under the age of two in northern Gaza suffer from acute malnutrition.
- ~10% of children under the age of two in Rafah suffer from acute malnutrition.
- ~50,000 children are estimated to be acutely malnourished at present.

\*Source: Nutrition Cluster

### EDUCATION\*

- 625,000 students with no access to education.
- ~6,500 students and 301 educational staff killed (source: MoE, as of 14 May 2024)
- 85.8% of schools buildings have sustained some level of damage.
- ~60% (320 out of 563) of schools buildings have served as IDP shelters, of which 65% were directly hit or damaged.

\*Source: Education Cluster, unless otherwise noted

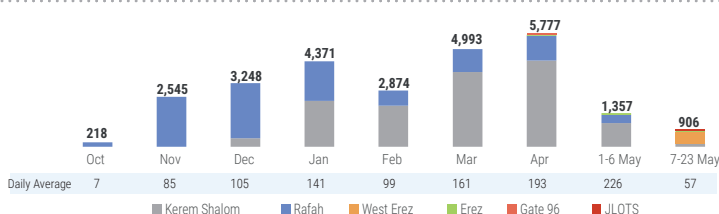
### SHELTER\*

- 1 square metre of average space per person in IDP shelters.
- 41% of shelters lack sufficient ventilation.
- 57% of shelters affected by rain and water infiltration.

\*Source: Shelter Cluster

### INCOMING TRUCKLOADS\*

The pre-crisis average per working day in 2023 was 500 truckloads, including fuel.



Commercial trucks are not captured in the above totals following 7 May. After 7 May, the UN was unable to directly observe the arrival of private sector cargo at Kerem Shalom crossing due to insecurity. Fuel is not included.