

DAY 403

Disclaimer: Figures that are yet-to-be verified by the UN are attributed to their source. Casualty numbers have been provided by the Ministry of Health (MoH) and the Israeli authorities. The fatality breakdowns currently cited are those that the MoH in Gaza has fully identified as of 7 October 2024 out of the higher number of casualties they report. The latest casualty updates are also available on the Health Cluster's [Unified Dashboard](#).

KEY FIGURES



43,665
Palestinian fatalities

Source: MoH Gaza



~1.9 million
internally displaced persons
(90% of Gaza)

Source: UN Estimate



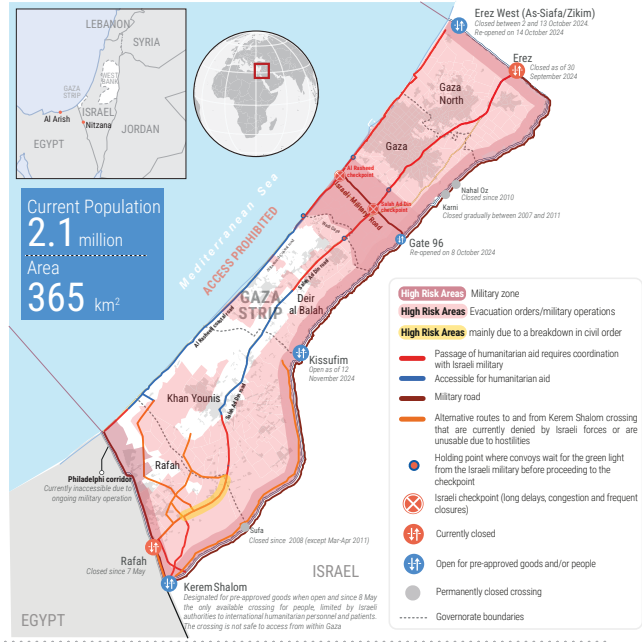
345K
People facing catastrophic levels
of food insecurity (IPC Phase 5).

Source: IPC Projection, November 2024 - April 2025



~79%
of Gaza under Israeli-issued evacuation
orders, excluding those that have been
revoked, as of 11 November

Source: UN Estimate

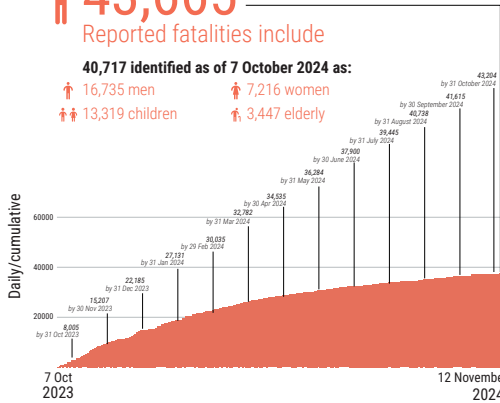


REPORTED CASUALTIES (Cumulative) as of 12 November 2024

Palestinians*

43,665
Reported fatalities include

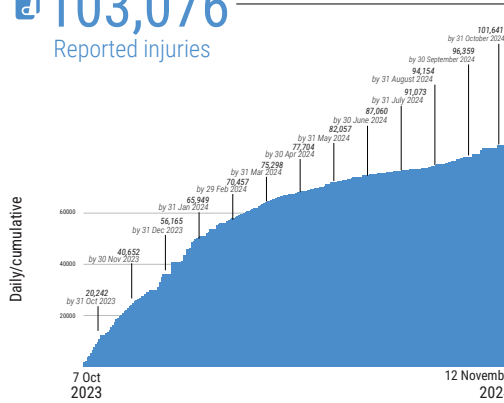
40,717 identified as of 7 October 2024 as:
 ↑ 16,735 men ↑ 7,216 women
 ↑ 13,319 children ↑ 3,447 elderly



Separately, more than **10,000** people reported missing or under the rubble (source: GMD and PCD).

*Source: MoH Gaza

103,076
Reported injuries



*Source: MoH Gaza

Israelis**

Israel
Over 1,200*** Reported fatalities
 1,162 identified fatalities, including at least 33 children

~5,400 Reported injuries

Gaza****
373 Reported fatalities **2,425** Reported injuries
 estimated 101 hostages remain in Gaza

** According to Israeli media citing official sources.
 *** This includes fatalities on 7 October and the immediate aftermath, including foreign nationals.
 **** The reported Israeli casualties are soldiers killed or injured since the start of the ground operation (source: Israeli military website).

FOOD SECURITY

- Famine thresholds may have already been crossed, or else will be in the near future in northern Gaza (Source: IPC Famine Review Committee alert, 8 November).
- 91%** of the analyzed population (1.95 million) is projected* to face high levels of acute food insecurity classified in IPC Phase 3 (Crisis) or above, including:
 - 876K** people facing emergency levels of food insecurity (IPC Phase 4).
 - 345K** people facing catastrophic levels of food insecurity (IPC Phase 5).
- 68%** of cropland, **52%** of agricultural wells, and **44%** of greenhouse area damaged (source: UNOSAT, Aug 2024; FAO, 1 Sep 2024).
- ~70%** of the fishing fleet destroyed (Food Security Sector, August 2024).
- ~15,000 (95%)** of Gaza's cattle have died, with nearly all calves slaughtered, **~25,000** sheep (**43%**), **~3,000** goats (**37%**), and **34,000** birds (**1%**) remain alive. (source: FAO assessment, March-August 2024).

* Source: IPC Projection, November 2024 - April 2025

PROTECTION

- >1 million children** in need of mental health and psycho-social support (source: UNICEF).
- ~17,000** children are unaccompanied or separated (source: UNICEF, as of Feb 2024).
- At least **326** aid workers killed (319 nationals, 7 foreigners), some in the line of duty, including:
 - 241** UN staff - UNRWA: 237; WHO: 1; UNDP: 1; UNOPS: 1; UNSSD: 1.
 - 33** PRCs staff and volunteers, including 19 while on duty.
 - At least **52** other aid workers.
- 1,047** health workers killed, including some also counted under aid workers above (source: MoH Gaza).
- 85** Civil Defence staff killed while on duty (source: PCD).
- 174** journalists and media workers killed (source: PJS).
- 190** UNRWA installations damaged (source: UNRWA).

SHELTER*

- 87% (411,000)** of housing units were destroyed (**141,000**) or severely/partially damaged (**270,000**).
- 1.5 m²** average space per person in IDP shelters, below the minimum emergency indicator of 3.5 m² per person.
- 1.34** million people in need of emergency shelter and essential household items.
- 0.9** million people in need of winterization support.

*Source: Shelter Cluster, unless otherwise noted

HEALTH*

- 17** hospitals partially functional (3 in North Gaza, 7 in Gaza City, 3 in Deir al Balah, 4 in Khan Younis).
- 19** out of 36 hospitals out of service.
- 11** field hospitals functional, including 5 fully and 6 partially (4 in Deir al Balah, 5 in Khan Younis, and 2 in Rafah).
- 35%** of primary health care centres are partially functional (47 out of 132).
- 26%** (7 out of 27) of UNRWA health centres are operational (source: UNRWA, as of 16 Oct).
- 16** Emergency Medical Teams (EMTs), including 4 in Gaza city (3 international and 1 national)
- 130** ambulances damaged (source: MoH Gaza).
- 39%** (**6,075** out of **15,600**) of critical patients who submitted requests for medical evacuation have had their requests approved; these include **33%** (**5,138** out of **15,600**) who were medically evacuated abroad as of 26 August.
- As of 6 November, it is estimated that **14,000** patients are in need of medical evacuation abroad. In total, since the closure of Rafah Crossing on 7 May, **321** patients have been exceptionally evacuated outside Gaza.

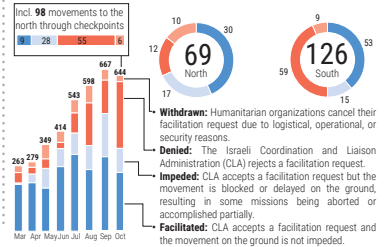
*Source: Health Cluster, unless otherwise noted

EDUCATION*

- ~625,000** students with no access to formal education.
- 11,249** students and **444** educational staff killed and **>17,335** students and **2,491** teachers injured (source: MoE, as of 12 November).
- At least **87%** of school buildings (**493** out of **564**) require either full reconstruction or major rehabilitation (as of 6 September 2024).
- 35** university buildings were destroyed and **57** were damaged (source: MoE, as of 7 October 2024).

*Source: Education Cluster, unless otherwise noted

HUMANITARIAN ACCESS (1-11 Nov)
 Missions requiring coordination with the Israeli authorities



Withdrawn: Humanitarian organizations cancel their facilitation request due to logistical, operational, or security reasons.
 Denied: The Israeli Coordination and Liaison Administration (CLA) rejects a facilitation request.
 Impeded: CLA accepts a facilitation request but the movement is blocked or delayed on the ground, resulting in some missions being aborted or accomplished partially.
 Facilitated: CLA accepts a facilitation request and the movement on the ground is not impeded.

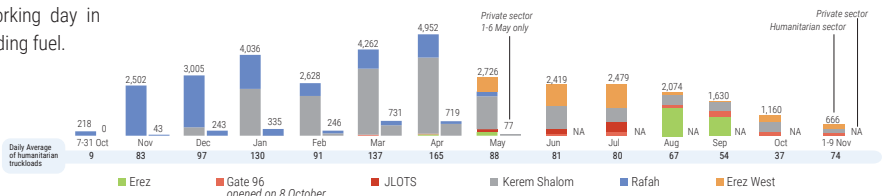
REPORTED DAMAGE

- >80%** of commercial facilities (source: World Bank, as of Jan 24).
- 68%** of the total road network (source: UNOSAT, as of Aug 24).

INCOMING TRUCKLOADS*

The pre-crisis average per working day in 2023 was 500 truckloads, including fuel.

*Commercial trucks are not captured in the totals following 7 May, as the UN has been unable to directly observe the arrival of private sector cargo at Kerem Shalom crossing. Fuel is not included.



WATER AND SANITATION*

- 96,394 m³** of water produced and supplied on average per day between 26 October and 8 November, less than a quarter of water supply prior to October 2023. This includes nearly **58,000 m³** of water produced by municipal water wells (excluding inaccessible wells in Jabalya and Beit Lahiyah).
- 1 million** people are at risk of sanitation-related threats, including rodents and pests (**76%**), solid waste (**54%**), sewage (**46%**), and human waste (**34%**).
- 62% (1.4 million)** of people receive less than the recommended 6 litres per person per day for drinking and cooking.
- 47%** of people receive less than the minimum recommended 15 litres per person per day for drinking, cooking, and basic hygiene.