

KEY FIGURES*

FEBRUARY 2025

29
Palestinian fatalities

318
Palestinian injuries

111
Attacks by Israeli settlers
resulting in casualties
and/or property damage

11,754
Displaced Palestinians

2
Israeli fatalities

8
Israeli injuries

1 JANUARY 2024 - 28 FEBRUARY 2025

584
Palestinian fatalities
in the West Bank
incl. 109 children

6 by Israeli
forces or settlers
5 by Israeli
settlers
573 by Israeli
forces

3,894
Palestinian injuries
incl. 767 children

1,697
Attacks by Israeli settlers
resulting in casualties
and/or property damage

44,285
Displaced Palestinians
Including 5,575 due to lack of permit, punitive
& other demolitions, destruction in Israeli
forces' operations, and displacement due to
settler violence and access restrictions. This
is in addition to 38,710 displaced due to
Palestinian and Israeli forces' operations
(source: UNRWA estimates)

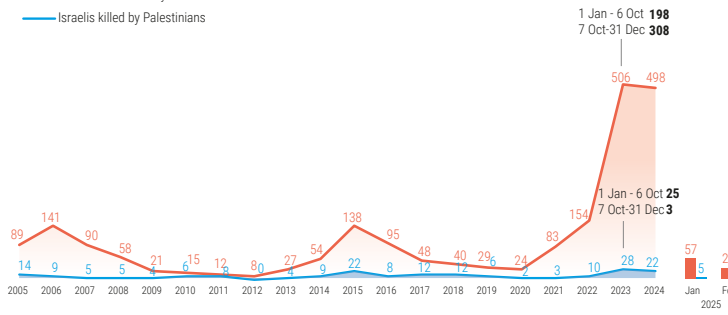
29
Israeli fatalities in the West
Bank, incl. 3 children and 17
members of Israeli forces

152
Israeli injuries
incl. 2 children
and 86 members
of Israeli forces

CASUALTIES IN THE WEST BANK

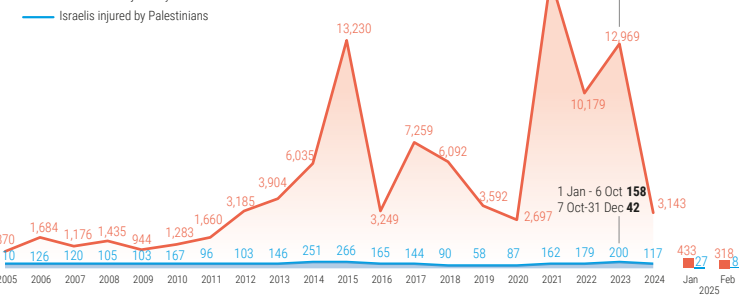
FATALITIES

— Palestinians killed by Israeli forces or settlers
— Israelis killed by Palestinians

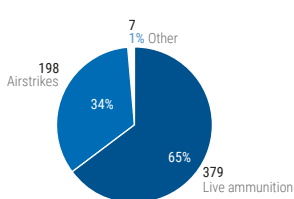


INJURIES

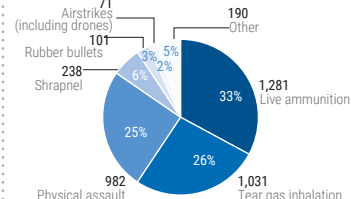
— Palestinians injured by Israeli forces or settlers
— Israelis injured by Palestinians

PALESTINIAN CASUALTIES BY WEAPON
1 JANUARY 2024 - 28 FEBRUARY 2025

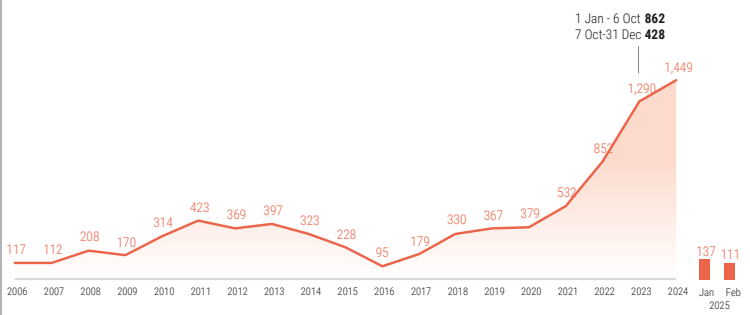
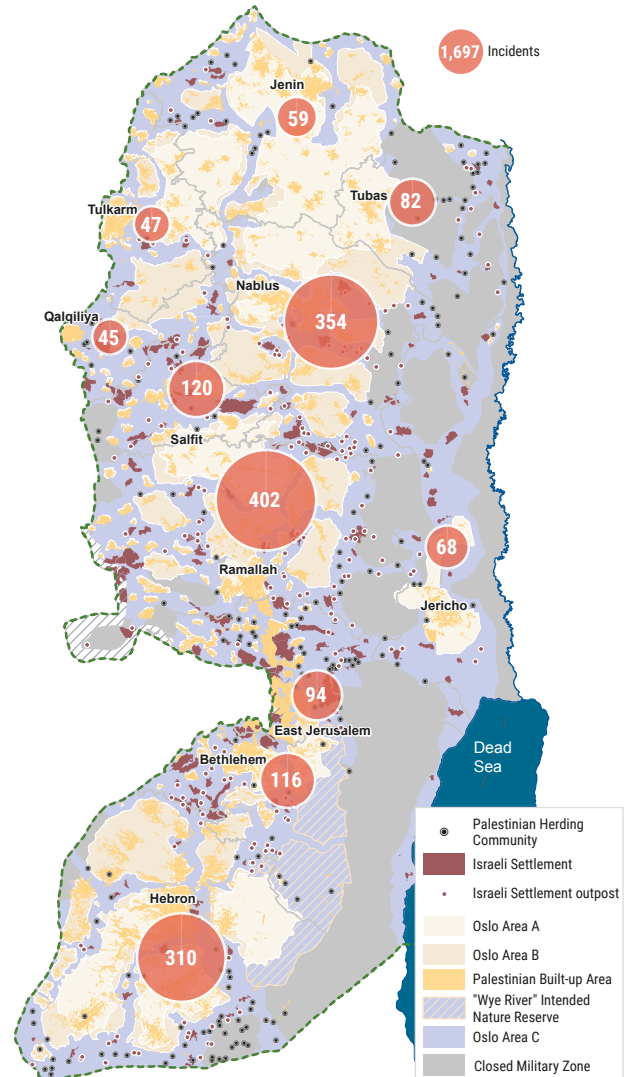
FATALITIES



INJURIES

PALESTINIAN CASUALTIES BY GOVERNORATE
1 JANUARY 2024 - 28 FEBRUARY 2025

Fatalities	Injuries
183	Jenin 398
154	Tulkarm 320
65	Tubas 124
62	Nablus 1,145
31	Ramallah 582
33	Hebron 521
22	Jerusalem 242
16	Qalqiliya 167
10	Bethlehem 267
5	Jericho 88
3	Salfit 40

ATTACKS BY ISRAELI SETTLERS
AGAINST PALESTINIANS THAT RESULTED
IN CASUALTIES AND/OR PROPERTY DAMAGEATTACKS BY ISRAELI SETTLERS BY GOVERNORATE
1 JANUARY 2024 - 28 FEBRUARY 2025

*Disclaimer:

1. This report reflects information available as of the time of publication. The most updated data and more breakdowns are available at ochaopt.org/data.

2. In Israel, 13 Israelis were killed by Palestinians from the West Bank in attacks that also resulted in the killing of 5 Palestinians between January 2024 and February 2025, with no such fatalities recorded in January and February 2025. These are counted separately, as this report covers incidents that took place in the West Bank.

3. Casualties in the West Bank have been documented by OCHA since 2005, settler violence since 2006, and demolitions and displacement since 2009.

4. Palestinians or Israelis whose immediate cause of death or the perpetrator's identity remain disputed, unclear, or unknown, are counted separately, so are casualties as a result of "friendly fire" and Palestinian prisoners from the West Bank who have died in Israeli custody. Figures also do not include UXOs, mishandling of weapons, hit-and-run incidents, internal Palestinian clashes, and incidents where the perpetrator's nationality is disputed.

PROPERTY DAMAGE AND DISPLACEMENT JANUARY 2009 – FEBRUARY 2025

- Palestinian homes and other structures demolished, seized or sealed***
- Palestinian homes and other structures destroyed in Israeli forces' operations
- People displaced by lack-of-permit, punitive and other demolitions
- People displaced due to the destruction of homes in Israeli forces' operations
- People displaced due to settler violence and access restrictions

OVERALL DISPLACEMENT IN FEBRUARY 2025**

➔11,270

Displaced during Israeli forces' operations, excluding 4,050 people displaced from El Far'a refugee camp in February who have largely returned in the same month.
(Source: UNRWA estimates)

➔240

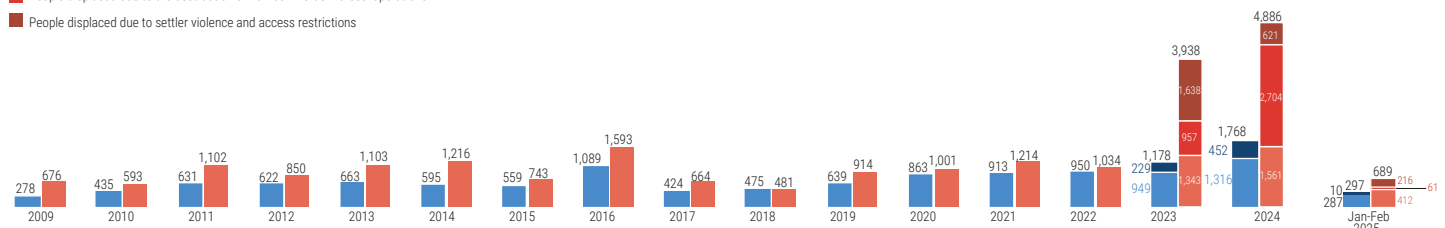
Displaced incl. 230 due to lack of permit & 10 due to punitive & other demolitions

➔44

Displaced due to the destruction of homes in Israeli forces' operations

➔200

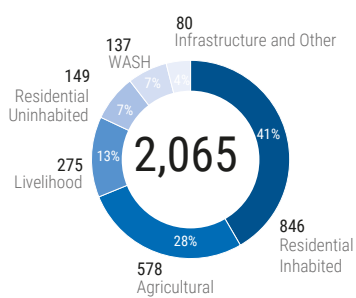
Displaced within the context of settler violence and access restrictions



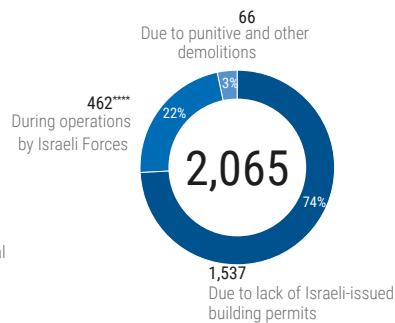
***Structures demolished due to the lack of Israeli-issued building permits and on punitive or other grounds. These include structures that owners were forced to demolish following the receipt of demolition orders by the Israeli authorities.

STRUCTURES DEMOLISHED (ALL CONTEXTS) 1 JANUARY 2024 - 28 FEBRUARY 2025

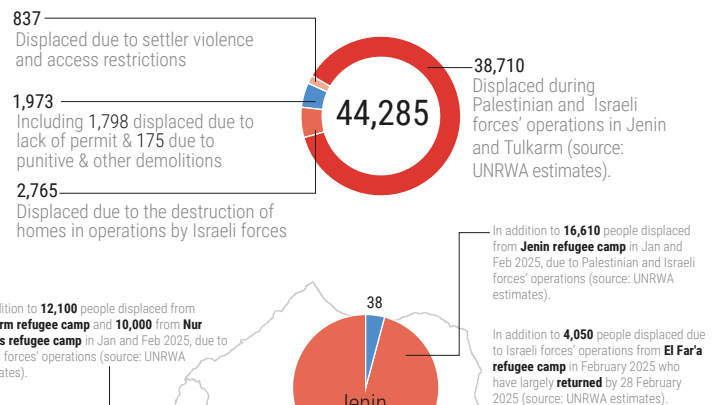
BY TYPE OF STRUCTURE



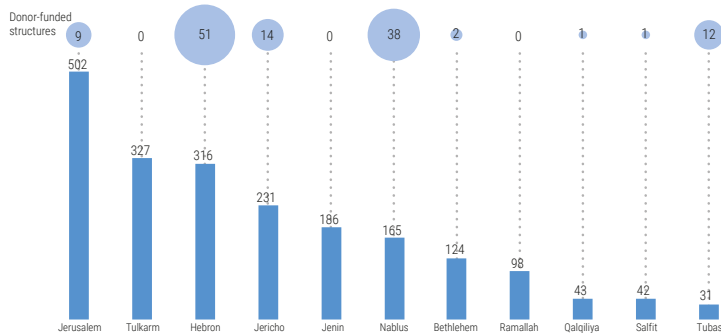
BY CONTEXT



PEOPLE DISPLACED BY CAUSE AND GOVERNORATE 1 JANUARY 2024 - 28 FEBRUARY 2025

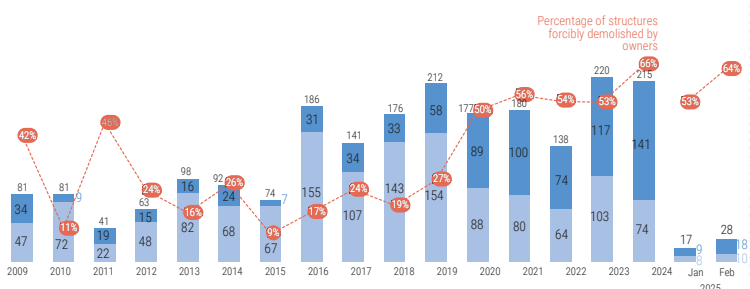
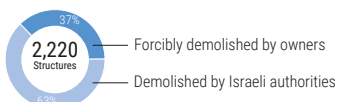


STRUCTURES DEMOLISHED BY GOVERNORATE**** 1 JANUARY 2024 - 28 FEBRUARY 2025

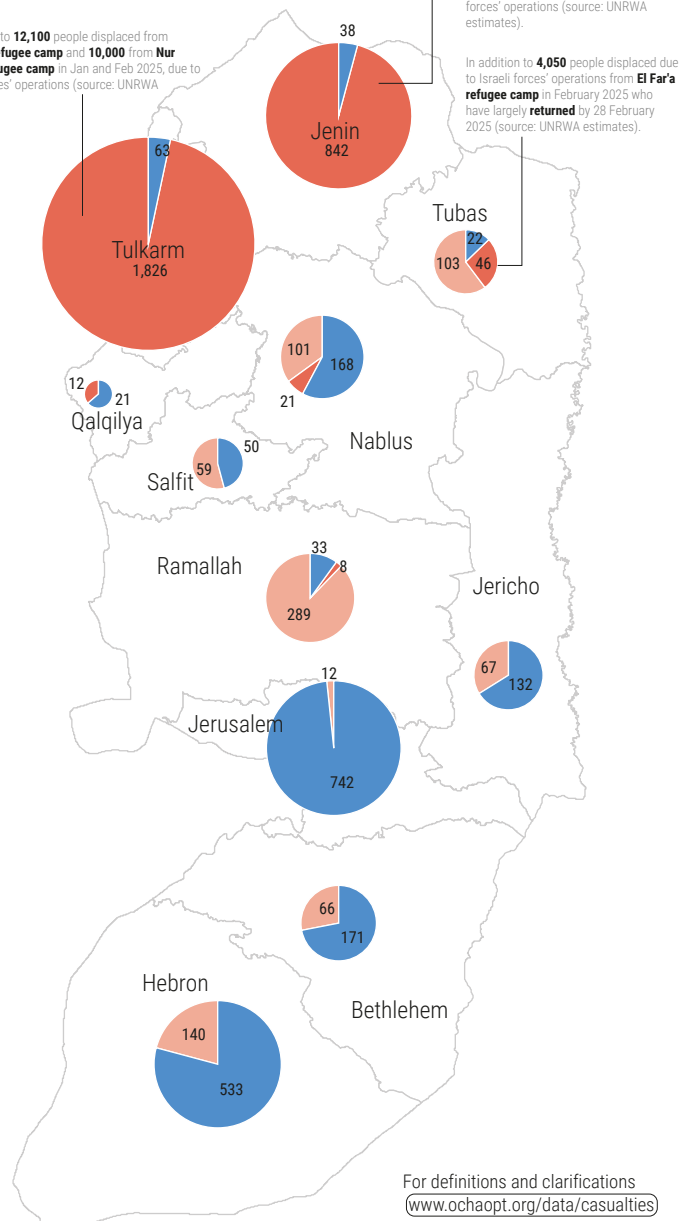


****Charts in this section also do not include property destruction within the context of operations in January and February 2025; this information will be added in the future once related assessments can be carried out, should security and access conditions permit.

STRUCTURES DEMOLISHED IN EAST JERUSALEM DUE TO LACK OF PERMIT 1 JANUARY 2009 - 28 FEBRUARY 2025 (included in the other charts)



**Disclaimer: February displacement and returnee figures due to Israeli forces operations in Jenin, Tulkarm, Nur Shams, and El Far'a refugee camps are valid as of 28 February 2025 according to UNRWA estimates. Charts in this section also do not include property destruction within the context of operations in January and February 2025; this information will be added in the future once related assessments can be carried out, should security and access conditions permit. The situation in the northern West Bank remains fluid and numbers may be adjusted as new information becomes available.



For definitions and clarifications
www.ochaopt.org/data/casualties